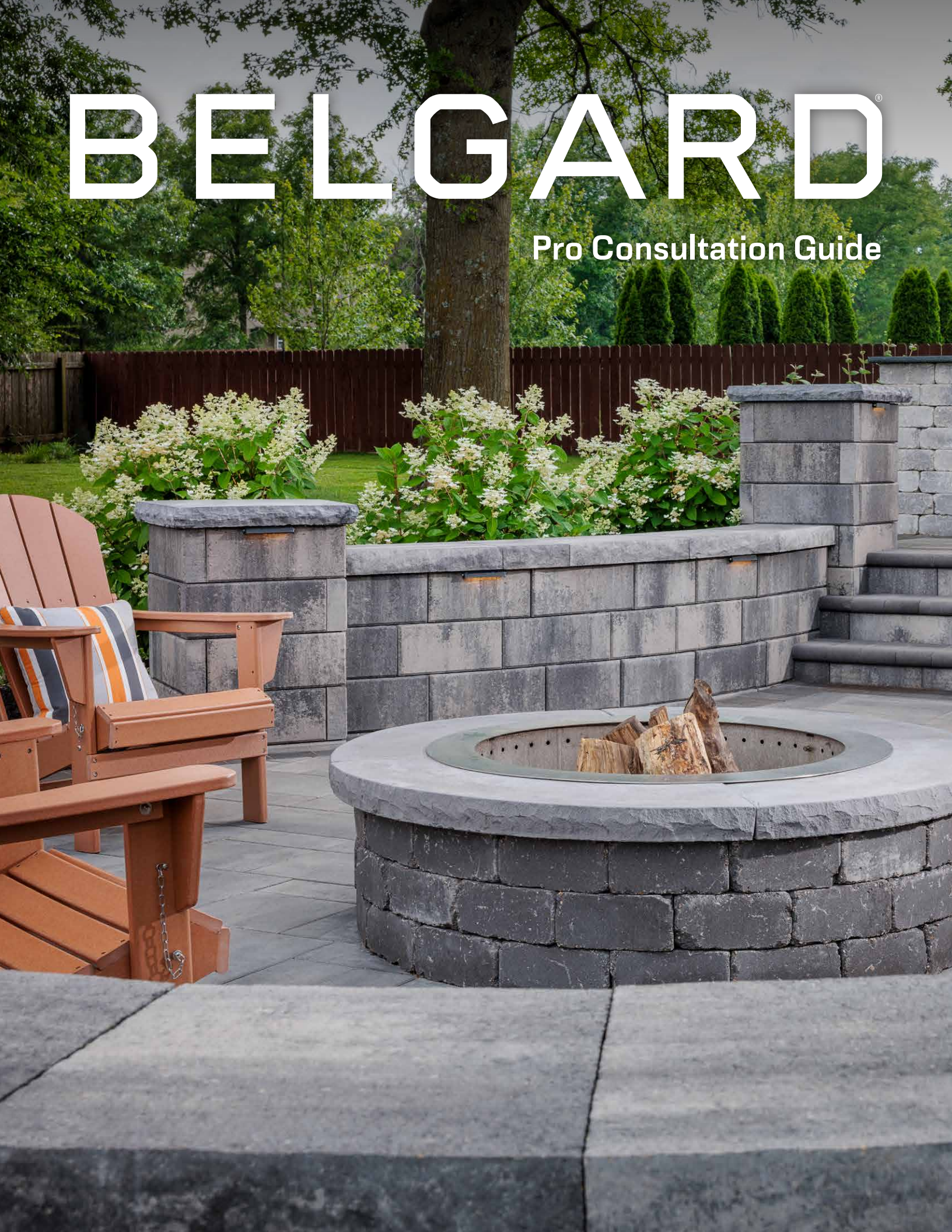


BELGARD®

Pro Consultation Guide



WHY PROS CHOOSE BELGARD

QUALITY

Belgard pavers and walls are engineered for long-term performance and beauty to reduce call-backs. Every product is backed by a transferable limited lifetime warranty, giving your customers confidence in your work.

SERVICE

Belgard and the Oldcastle APG family of brands deliver national scale with local manufacturing, distribution and field support. With more than 150 locations, we help keep product available, projects on schedule and jobsites supplied.

EXPERTISE

For over 25 years, Belgard has led the hardscape category with proven installation standards and training. Our Belgard Authorized Contractors and certified installers are backed with technical support and resources from takeoff to final walkthrough.

INNOVATION

Belgard invests over 20,000 R&D hours each year to develop new hardscape systems, textures and installation solutions that help you work faster and build better spaces. Our products set performance standards and keep your offering ahead of trends.

DESIGN

Belgard design tools, pattern libraries and visualization resources help you show customers what's possible and sell more complete outdoor living projects. From simple patios to complex multi-level spaces, our portfolio supports your client's vision.




TABLE OF CONTENTS

FIND YOUR
BELGARD
SALES REP
Belgard.com/FindMyRep




PRODUCT
INSTALLATION
GUIDES
Belgard.com/InstallGuide



6

SHAPE YOUR PLAN

- 6 Space Planning
- 8 Style Trends
- 10 Color
- 12 Patterns & Scale
- 13 Texture
- 14 Define with Walls
- 16 Quality Assurance



20

PAVERS

- 20 Aqualine™
- 22 Belgian Cobble®
- 24 Brooklyn™
- 26 Charlestone™
- 28-35 Dimensions™ 3-Piece
- 36 Dimensions™ Slab
- 38 Dimensions™ Paver
- 40 Dimensions™ Plank
- 42 Empire™
- 44 Hexagon
- 46 Holland Stone
- 48 Mega-Arbel®
- 50-57 Origins™ 3-Piece
- 58 Origins™ Paver
- 60 Papyrus™
- 62 Slaton Plus™
- 64 Trilogy™ Smooth
- 66 Trilogy™ Textured
- 68 Turfstone™



70

PORCELAIN

- 70 Glocal
- 72 Noon
- 74 November
- 76 Quarziti 2.0
- 78 Travertini
- 80 Unico 2.0



82

WALLS

- 82 Ashlar Tandem™
- 84 Brisa® Wall
- 86 Diamond®
- 88 Diamond Pro® Air Quarried
- 90 Diamond Pro® Air Smooth
- 92 Diamond Pro® Air Straight
- 94 Diamond Pro® Quarried
- 96 Diamond Pro® Smooth
- 98 Diamond Pro® Stone Cut
- 100 Diamond Pro® Straight
- 102 Highland Stone®
- 104 Lamina Tandem™
- 106 Melville Tandem™



108

COPING, CAPS, EDGERS & STEPS

- 108 Melville™ Wall
- 110 Sterling®
- 112 Vanguard
- 114 Weston Stone™
- 116 Delmaro Coping
- 118 Esplanade Caps
- 120 Grava Coping
- 122 Marina™ Coping
- 124 Melville™ Curb
- 126 Modena Coping
- 128 Anglia Edger™
- 130 Edgestone™
- 132 Granika Step®
- 134 Landings™ Step



136

KITCHENS & FIRE FEATURES

- 136 Artforms™ Modular Panel System
- 138 Bordeaux™ Series
- 140 Melville™ Fire Pit
- 142 Melville™ Series
- 144 Weston Stone™ Fire Pit Kit
- 146-147 Fire & Kitchen Accessories



148

RESOURCES

- 150-151 Color Overview
- 152-153 Paver Technologies
- 154-155 Maintenance & Protection
- 156-158 Contractor Programs
- 159 Online Resources
- 160-169 Laying Patterns



Walkways

Poolsapes

Outdoor
Kitchens

YOUR EXPERTISE, THEIR DREAM SPACE

EXPLORE

SPACE FUNCTION AND USE

KEY SITE CHALLENGES AND
PERFORMANCE NEEDS

TIMING AND BUDGET GOALS

Outdoor
Dining Rooms

Outdoor
Living Rooms

BUILD FOR LIFESTYLE

DESIGNS FOR EVERY BUDGET

Help homeowners choose the right outdoor design by uncovering priorities before showing products. Use these prompts to guide the discussion and simplify their decision-making.



Entertainment-Ready Retreat

BEST FOR:

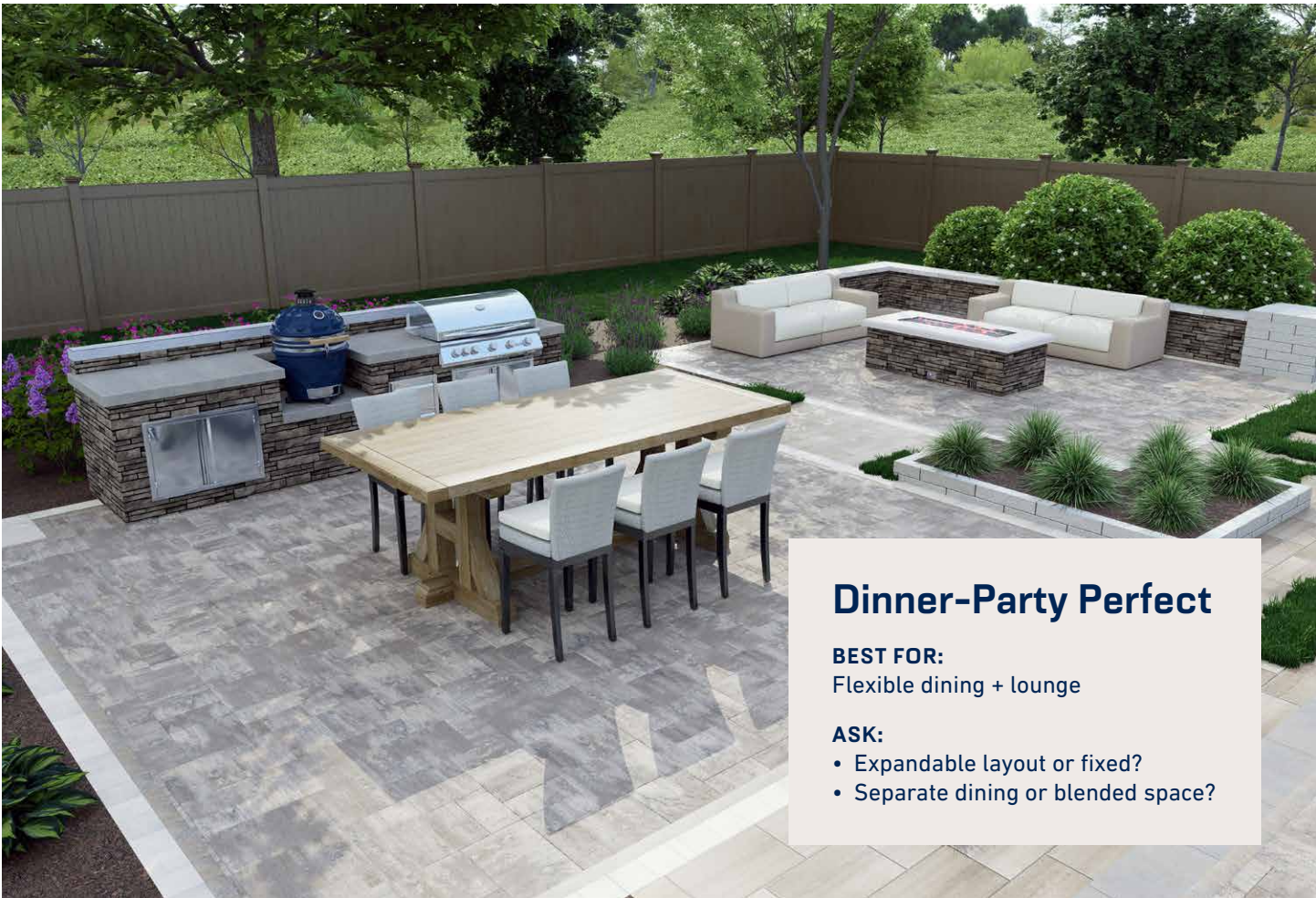
Big gatherings, outdoor cooking

ASK:

- Which feature is most important—fireplace, kitchen, or seating?
- Phase upgrades or build all at once?

Pro Tip

Position yourself as a long-term partner, not just a one-time installer. Offer seasonal maintenance and upgrade packages.



Dinner-Party Perfect

BEST FOR:
Flexible dining + lounge

- ASK:**
- Expandable layout or fixed?
 - Separate dining or blended space?



The Simple Life

BEST FOR:
Budget-friendly, low maintenance

- ASK:**
- Speed or customization?
 - Keep it simple or allow for growth?


Pro Tip

Modular pavers save time on design and installation and make expansions simpler.

DESIGN FOR STYLE

FIND THEIR PERFECT OUTDOOR STYLE

Help homeowners choose a look that fits their lifestyle and home. They've defined how they'll use the space and set a budget—now guide them toward a style that feels right.




Mega-Arbel, Origins 12, Landings Step & Artforms

Rustic Retreat


Natural textures and earthy tones for a cozy, organic feel.

ASK:

- Do you want the space to feel relaxed and connected to nature?
- Would rugged stone or wood accents complement your home?



Holland Stone



Dimensions 12 & Belgian Cobble




Charlestone

Refined Tradition


Classic patterns and rich tones for timeless elegance.

ASK:


- Do you prefer a formal, polished look?
- Are symmetry and pattern important to you?



Brooklyn, Weston Stone & Marina Coping



Dimensions 18 with Dimensions Border



Quarziti 2.0 & Artforms Fire Pit with Quarziti 2.0 Veneers

Modern Minimalism

Clean lines and smooth textures for a sleek, contemporary vibe.

ASK:

- Do you want an open, uncluttered space?
- Would large-format pavers or neutral tones fit your vision?

THE ART OF DESIGN


MAKE YOUR STATEMENT WITH COLOR

You've defined the space and chosen a style—now let's pick colors that bring it all together. By guiding them through color choices, you can elevate curb appeal and create designs that complement their home's style.



Solid Shades

Offer a clean, cohesive look that simplifies design decisions. Solid shades provide a timeless foundation, making landscaping and décor stand out effortlessly.



Monochromatic

Suggest a sleek, unified palette for homeowners who prefer understated elegance. Monochromatic designs highlight textures and patterns without overwhelming the space.



Contrasts

Encourage bold combinations for homeowners seeking visual interest. Contrasting colors define spaces, highlight features, and create a dynamic, eye-catching design.




Cool Blends

Introduce refreshing, modern tones that bring a sense of calm to outdoor spaces. Cool blends work well for contemporary styles, adding subtle sophistication homeowners will love.



Warm Tones

Warm tones create inviting, comfortable environments. They pair perfectly with natural elements and greenery, giving outdoor living areas a grounded, welcoming feel.



Mix & Match

Show how mixing colors and textures can personalize a space. This approach allows homeowners to create unique transitions between areas and express their individual style.

UNLOCKING FLEXIBILITY & FLOW

MODULAR SIZES. ENDLESS PATTERNS.


Show homeowners how size and layout choices transform the look and feel of their space—and how **modular** systems make it easy to customize now and expand later.




Dimensions Slab 24 x 36

Design Smarter: Scale + Pattern That Sell


- **Size Sets the Tone:** Big slabs create a modern, open feel, smaller units add detail and intimacy.
- **Pattern Adds Personality:** Straight lines feel calm, angled layouts bring energy.
- **Infinite Possibilities:** Mix sizes and patterns for custom designs now—and easy expansion later.




Dimensions 3 x 12




Origins & Dimensions Slab



Origins & Dimensions Slab



Empire & Dimensions Slab





Charlestone & Dimensions Slab

DESIGN YOU CAN FEEL

THE POWER OF TEXTURE

Texture is one of the most powerful tools in hardscape design, adding both personality and traction underfoot. Mix textures to balance interest, play with light and shadow, and create spaces that are both safe and inviting.



Betair Wall 2.0 with Marina Coping, Dimensions Paver & Origins 18


Layer in Vertical Texture

Consider pairing complementary textures across pavers and walls for a cohesive look, or contrast finishes to create visual depth and distinction between horizontal and vertical surfaces.

Smooth




Slate / Textured



Tumbled / Antiqued



Artisan



STRUCTURE & STYLE

WALLS THAT DEFINE SPACES

Walls do more than hold back soil—they shape how homeowners live outdoors. By creating boundaries, levels, and zones, walls turn ordinary yards into organized, functional, and inviting spaces.

Freestanding Walls

DEFINE ZONES. CREATE FLOW.

Carve out distinct areas for dining, lounging, or entertaining, turning open yards into organized, livable spaces.

Garden Walls

FRAME BEDS. POLISH LANDSCAPES.

Add structure to flower beds and planters for a clean, polished look that makes maintenance easier and landscaping more enjoyable.



Freestanding Wall Featuring Melville Wall



Freestanding / Retaining Wall Combo
Featuring Ashlar Tandem

Retaining Walls

TURN SLOPES INTO SPACES.

Transform steep grades into usable terraces for patios, gardens, or driveways, unlocking functional square footage.

Tiered Walls

LAYERED DESIGN. MAXIMUM USE.

Add depth, dimension and versatility with multilevel spaces that include plantings, seating and transitions.

Plan with Purpose

Before choosing a wall product, consider what it needs to do—hold back soil, create levels, or simply add style. Function determines the right design.



Tiered Retaining Wall Featuring Diamond Pro Air

Smart Strength for Every Landscape

DIAMOND PRO® AIR

Engineered for performance and designed for elegance, Diamond Pro Air walls offer multiple textures and colors to fit any style. Lightweight, easy-to-handle blocks speed up installation, saving time and labor, and maximize usable space without compromising durability.




Retaining walls over 4 feet in height should be designed by a qualified engineer.

HOW IT'S MADE

CRAFTSMANSHIP BACKED BY INNOVATION

QUALITY FOR LIFE

Belgard has taken the artistry of handcrafted stone to a higher level. Through research and innovation, we've developed a deep understanding of how to make modern, best-in-class hardscape products that fit the lifestyle of today's homeowners and commercial developments, while still honoring the artisans of old.



RESEARCH & DEVELOPMENT



QUALITY ASSURANCE

INTENTIONAL AT EVERY STEP

Every step of our manufacturing process incorporates rigorous research, testing and quality assurance. Whether our teams are designing a new surface texture, validating a color formula, or inspecting finished product for defects, we demand the highest quality from each of our facilities across North America. We believe in creating world-class building products that stand the test of time.

DESIGN WITH CONFIDENCE

REQUEST COLOR SWATCHES ONLINE

Planning your project just got easier!
Visit the **product page** on **Belgard.com**
to request high-resolution color swatches.
It's quick, simple, and helps you make
informed design decisions.



Belgard.com/Products



Lifetime Coverage That Works as Hard as You Do.

- Transferable warranty
- Timely investigations
- Added peace of mind with lifetime coverage for homeowners



**REGISTER AN
INSTALLATION**

Belgard.com/Warranty



Melville Wall and Dimensions Slab



SHOP THE PRODUCTS

STYLISH, PERFORMANCE-DRIVEN
OPTIONS FOR SMART DESIGNS
AND SMOOTH INSTALLS

AQUALINE™

Permeable Paver | 80mm

The environmentally-friendly choice for effective rainwater management, this paver is approved for vehicular use and offers a timeless look that can be mechanically installed for fast installation of herringbone patterns.



DRIVEWAY APPROVED



PERMEABLE APPLICATION



ACCESSIBLE SURFACE



MECHANICAL INSTALL

PALLET INFORMATION

AQUALINE™		SQFT/ PALLET	UNITS/ LAYER	SQFT/ LAYER	LAYER/ PALLET	WEIGHT/ PALLET
80MM	4½ x 9 x 3⅞	90	44	11.25	8	3170

SHAPES & SIZES


80MM



4½ x 9 x 3⅞



IRON BAY




MIDNIGHT

LEARN MORE

View the product page on [Belgard.com](https://www.belgard.com) for more information



PALLET LAYOUT



TECHNICAL SPECS

- Interlocking spacer bars for increased structural performance
- Surface and micro-chamfer are ADA-compliant and minimize wheelchair vibration
- True installed dimensions for design optimization
- Optimal joint openings for infiltration and maintenance
- Can eliminate stormwater runoff and improve water quality
- Meets the requirements of ASTM C936
- Chamfer Width: 3 mm
- Spacer Bar Width: 10 mm
- Surface Infiltration Rate: > 500 inches per hour (varies based on joint infill gradation)
- Surface Open Area: 10%
- Can be installed mechanically with herringbone pallet layout

QUALITY FOR LIFE


Every step of our manufacturing process incorporates rigorous research, testing and quality assurance. We demand the highest quality from each of our facilities across North America. We believe in creating world-class building products that stand the test of time. See our lifetime warranty at [Belgard.com/Warranty](https://www.belgard.com/Warranty)

Due to the natural materials in our products, colors may vary from those shown on the cut sheet. We recommend viewing actual product samples to ensure the perfect color and finish for each project.

BELGIAN COBBLE™

Paver | 60mm

Emulating the look of stones found lining a mountain creek bed, this multi-piece system can be installed as a permeable system and has seven unique shapes for creating random patterns and picturesque settings.



PALLET INFORMATION


BELGIAN COBBLE™		SQFT/ PALLET	UNITS/ LAYER	SQFT/ LAYER	LAYER/ PALLET	WEIGHT/ PALLET
60MM	Variable x 2%	68	-	-	-	1694

SHAPES & SIZES

60MM




Variable x 2%



BOURBON



MIDNIGHT



PEARL

LEARN MORE

View the product page on [Belgard.com](https://www.belgard.com) for more information



TECHNICAL SPECS

- Seven unique shapes create a random pattern
- Can be installed as either a standard or permeable paver system
- Permeable pavement installation requires site-specific engineering and proper base, bedding and joint aggregate material
- Techniseal polymeric jointing sand recommended for non-permeable applications
- Applications include walkways, patios, accents, borders and residential driveways

QUALITY FOR LIFE

Every step of our manufacturing process incorporates rigorous research, testing and quality assurance. We demand the highest quality from each of our facilities across North America. We believe in creating world-class building products that stand the test of time. See our lifetime warranty at [Belgard.com/Warranty](https://www.belgard.com/Warranty)

Due to the natural materials in our products, colors may vary from those shown on the cut sheet. We recommend viewing actual product samples to ensure the perfect color and finish for each project.

BROOKLYN™

Paver | 60mm

This paver's warm, weathered stone appearance and texture delivers a timeless look enriched with DuraFusion and factory-applied ColorTech sealant for an enhanced texture and ultimate durability.



PALLET INFORMATION

BROOKLYN™ PAVER		SQFT/ PALLET	UNITS/ LAYER	SQFT/ LAYER	LAYER/ PALLET	WEIGHT/ PALLET
60MM	3 x 9 x 2 ³ / ₈	103.13	55	10.31	10	2805

SHAPES & SIZES

60MM



3 x 9 x 2³/₈



BOURBON 




MIDNIGHT 



PEARL 



ROSEWOOD 

LEARN MORE

View the product page on Belgard.com for more information



TECHNICAL SPECS

- True 3" increments for simplified design, quoting and ordering
- Compatible with all modular paver lines—look for Modular Sizing icon
- Modular dimensions reduce cuts, installation time, and waste
- Modular compatibility allows more creative pattern options
- Maximized pallet layout for jobsite efficiencies
- Ideal for walkways, patios, borders, accents and residential driveways
- Can be used to construct ADA-compliant pavement



DuraFusion™ + ColorTech®

Enhanced texture and wear-resistance with the added protection of factory-applied sealant

QUALITY FOR LIFE

Every step of our manufacturing process incorporates rigorous research, testing and quality assurance. We demand the highest quality from each of our facilities across North America. We believe in creating world-class building products that stand the test of time. See our lifetime warranty at Belgard.com/Warranty

Due to the natural materials in our products, colors may vary from those shown on the cut sheet. We recommend viewing actual product samples to ensure the perfect color and finish for each project.

CHARLESTONE™

3-Piece Paver | 60mm

Reminiscent of early American streets, these pavers feature the timeless look of weathered hand-cobbled stone with the added protection of factory-applied sealant for enhanced resistance from stains or fading.



MODULAR
SIZING



COLORTECH
SEALED



DRIVEWAY
APPROVED



MECHANICAL
INSTALL

PALLET INFORMATION

CHARLESTONE™ 3-PIECE		SQFT/ PALLET	UNITS/ LAYER	SQFT/ LAYER	LAYER/ PALLET	WEIGHT/ PALLET
3-PIECE MODULAR 60MM	6 x 6 x 2 ³ / ₈	103.9	27	10.39	10	2997
	6 x 9 x 2 ³ / ₈					
	6 x 12 x 2 ³ / ₈					

SHAPES & SIZES

3-PIECE MODULAR | 60MM



6 x 6 x 2³/₈



6 x 9 x 2³/₈



6 x 12 x 2³/₈



ASHWOOD 




BRITTANY BEIGE 



FOG 



IRON BAY 



MIDNIGHT 


LEARN MORE

View the product page on [Belgard.com](https://www.belgard.com) for more information



TECHNICAL SPECS

- True 3" increments for simplified design, quoting and ordering
- Compatible with all modular paver lines—look for Modular Sizing icon
- Modular dimensions reduce cuts, installation time, and waste
- Modular compatibility allows more creative pattern options
- Maximized pallet layout for jobsite efficiencies
- Pallet optimized for both mechanical and manual installation
- Particularly ideal for driveways and walkways

 **ColorTech® Sealed**
Factory-applied sealant

QUALITY FOR LIFE


Every step of our manufacturing process incorporates rigorous research, testing and quality assurance. We demand the highest quality from each of our facilities across North America. We believe in creating world-class building products that stand the test of time. See our lifetime warranty at [Belgard.com/Warranty](https://www.belgard.com/Warranty)

Due to the natural materials in our products, colors may vary from those shown on the cut sheet. We recommend viewing actual product samples to ensure the perfect color and finish for each project.

DIMENSIONS™ 6

3-Piece System | 60mm

In a size ideal for driveways and cozy outdoor spaces, the contemporary design features clean lines and a linear surface enriched with factory-applied ColorTech sealant for enhanced resistance to fading and stains.



MODULAR
SIZING



COLORTECH
SEALED



ACCESSIBLE
SURFACE






DRIVEWAY
APPROVED

PALLET INFORMATION

DIMENSIONS™ 3-PIECE		SQFT/ PALLET	UNITS/ LAYER	SQFT/ LAYER	LAYER/ PALLET	WEIGHT/ PALLET
DIMENSIONS 6 60MM	3 x 6 x 2 ³ / ₈	120 - IL 105 - MN	-	12 - IL 10.5 - MN	10	3516 - IL 3020 - MN
	6 x 6 x 2 ³ / ₈					
	9 x 6 x 2 ³ / ₈					


SHAPES & SIZES

DIMENSIONS 6 | 60MM

-  3 x 6 x 2³/₈
-  6 x 6 x 2³/₈
-  9 x 6 x 2³/₈



HICKORY 




SCANDINA GRAY 

LEARN MORE

View the product page on [Belgard.com](https://www.belgard.com) for more information




PALLET LAYOUT



IL

TECHNICAL SPECS

- True 3" increments for simplified design, quoting and ordering
- Compatible with all modular paver lines—look for Modular Sizing icon
- Modular dimensions reduce cuts, installation time, and waste
- Modular compatibility allows more creative pattern options
- Maximized pallet layout for jobsite efficiencies
- Ideal for patios, walkways and residential vehicular applications
- Surface and micro-chamfer are ADA-compliant and minimize wheelchair vibration

 **ColorTech® Sealed**
Factory-applied sealant

QUALITY FOR LIFE

Every step of our manufacturing process incorporates rigorous research, testing and quality assurance. We demand the highest quality from each of our facilities across North America. We believe in creating world-class building products that stand the test of time. See our lifetime warranty at [Belgard.com/Warranty](https://www.belgard.com/Warranty)

Due to the natural materials in our products, colors may vary from those shown on the cut sheet. We recommend viewing actual product samples to ensure the perfect color and finish for each project.

DIMENSIONS™ 12

3-Piece System | 60mm

The contemporary lines and linear surface of Dimensions is enriched with DuraFusion Technology for enhanced color, texture and wear resistance.



MODULAR
SIZING



DURAFUSION
TECHNOLOGY



ACCESSIBLE
SURFACE



DRIVEWAY
APPROVED

PALLET INFORMATION

DIMENSIONS™ 3-PIECE		SQFT/ PALLET	UNITS/ LAYER	SQFT/ LAYER	LAYER/ PALLET	WEIGHT/ PALLET
DIMENSIONS 12 60MM	6 x 12 x 2 ³ / ₈	120	40	12	10	3516
	12 x 12 x 2 ³ / ₈					
	18 x 12 x 2 ³ / ₈					

SHAPES & SIZES

DIMENSIONS 12 | 60MM

 6 x 12 x 2³/₈

 12 x 12 x 2³/₈

 18 x 12 x 2³/₈



ASPEN 



CHESWICK 



HICKORY 



IRON BAY 



SCANDINA GRAY 



SEPIA 



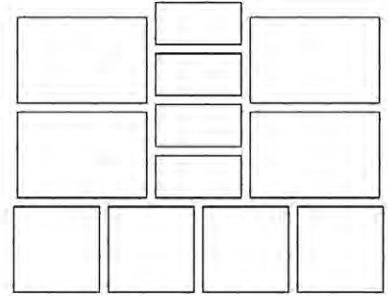
SHADED GRAY 

LEARN MORE

View the product page on Belgard.com for more information




PALLET LAYOUT



TECHNICAL SPECS

- True 3" increments for simplified design, quoting and ordering
- Compatible with all modular paver lines—look for Modular Sizing icon
- Modular dimensions reduce cuts, installation time, and waste
- Modular compatibility allows more creative pattern options
- Maximized pallet layout for jobsite efficiencies
- Ideal for patios, walkways and pool decks
- Surface and micro-chamfer are ADA-compliant and minimize wheelchair vibration

 **DuraFusion™ Technology**
A bold, vibrant finish with a smoother, tighter texture.

QUALITY FOR LIFE

Every step of our manufacturing process incorporates rigorous research, testing and quality assurance. We demand the highest quality from each of our facilities across North America. We believe in creating world-class building products that stand the test of time. See our lifetime warranty at Belgard.com/Warranty

Due to the natural materials in our products, colors may vary from those shown on the cut sheet. We recommend viewing actual product samples to ensure the perfect color and finish for each project.

DIMENSIONS™ 12

3-Piece System | 80mm

With strength to support vehicular loads, these durable pavers feature clean lines and a linear surface, enriched with DuraFusion Technology for enhanced color, texture and wear-resistance.



MODULAR
SIZING



DURAFUSION
TECHNOLOGY



ACCESSIBLE
SURFACE



DRIVEWAY
APPROVED

PALLET INFORMATION

DIMENSIONS™ 3-PIECE		SQFT/ PALLET	UNITS/ LAYER	SQFT/ LAYER	LAYER/ PALLET	WEIGHT/ PALLET
DIMENSIONS 12 80MM	6 x 12 x 3 1/8	96	-	12	8	3600
	12 x 12 x 3 1/8					
	18 x 12 x 3 1/8					

SHAPES & SIZES

DIMENSIONS 12MM | 80MM

 6 x 12 x 3 1/8

 12 x 12 x 3 1/8

 18 x 12 x 3 1/8



HICKORY 



SCANDINA GRAY 



SEPIA 



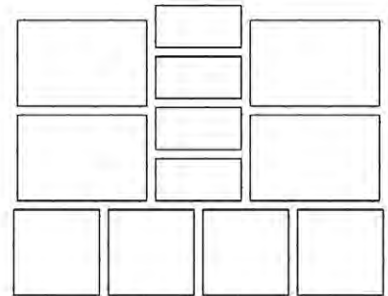
SHADED GRAY 

LEARN MORE

View the product page on [Belgard.com](https://www.belgard.com) for more information




PALLET LAYOUT



TECHNICAL SPECS

- True 3" increments for simplified design, quoting and ordering
- Compatible with all modular paver lines—look for Modular Sizing icon
- Modular dimensions reduce cuts, installation time, and waste
- Modular compatibility allows more creative pattern options
- Maximized pallet layout for jobsite efficiencies
- Ideal for patios, walkways and residential vehicular applications
- Surface and micro-chamfer are ADA-compliant and minimize wheelchair vibration

 **DuraFusion™ Technology**
A bold, vibrant finish with a smoother, tighter texture.

QUALITY FOR LIFE


Every step of our manufacturing process incorporates rigorous research, testing and quality assurance. We demand the highest quality from each of our facilities across North America. We believe in creating world-class building products that stand the test of time. See our lifetime warranty at [Belgard.com/Warranty](https://www.belgard.com/Warranty)

Due to the natural materials in our products, colors may vary from those shown on the cut sheet. We recommend viewing actual product samples to ensure the perfect color and finish for each project.

DIMENSIONS™ 18

3-Piece System | 60mm

The contemporary lines and linear surface of Dimensions is enriched with DuraFusion Technology for enhanced color, texture and wear resistance.



PALLET INFORMATION

DIMENSIONS™ 3-PIECE		SQFT/ PALLET	UNITS/ LAYER	SQFT/ LAYER	LAYER/ PALLET	WEIGHT/ PALLET
DIMENSIONS 18 60MM	9 x 18 x 2 ³ / ₈	112.5	2	11.25	10	3182
	18 x 18 x 2 ³ / ₈		1			
	27 x 18 x 2 ³ / ₈		2			

SHAPES & SIZES

DIMENSIONS 18 | 60MM

 9 x 18 x 2³/₈

 18 x 18 x 2³/₈

 27 x 18 x 2³/₈



ASPEN 



CHESWICK 



HICKORY 



IRON BAY 



SCANDINA GRAY 



SEPIA 



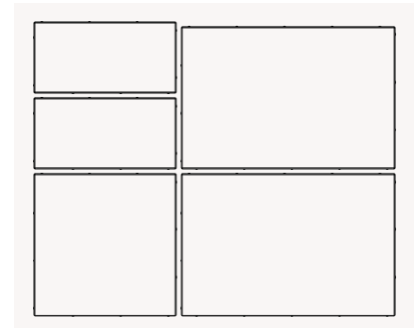
SHADED GRAY 

LEARN MORE

View the product page on Belgard.com for more information




PALLET LAYOUT



TECHNICAL SPECS

- True 3" increments for simplified design, quoting and ordering
- Compatible with all modular paver lines—look for Modular Sizing icon
- Modular dimensions reduce cuts, installation time, and waste
- Modular compatibility allows more creative pattern options
- Maximized pallet layout for jobsite efficiencies
- Ideal for patios, walkways and pool decks
- Surface and micro-chamfer are ADA-compliant and minimize wheelchair vibration

 **DuraFusion™ Technology**
A bold, vibrant finish with a smoother, tighter texture.

QUALITY FOR LIFE

Every step of our manufacturing process incorporates rigorous research, testing and quality assurance. We demand the highest quality from each of our facilities across North America. We believe in creating world-class building products that stand the test of time. See our lifetime warranty at Belgard.com/Warranty

Due to the natural materials in our products, colors may vary from those shown on the cut sheet. We recommend viewing actual product samples to ensure the perfect color and finish for each project.

DIMENSIONS™

Slab | 60mm

The expansive size is distinguished by clean, crisp lines and a smooth, linear surface enriched with DuraFusion Technology for enhanced color, texture and wear-resistance.



MODULAR
SIZING



DURAFUSION
TECHNOLOGY



ACCESSIBLE
SURFACE

PALLET INFORMATION

DIMENSIONS™ SLAB		SQFT/ PALLET	UNITS/ LAYER	SQFT/ LAYER	LAYER/ PALLET	WEIGHT/ PALLET
9 X 18 60MM	9 x 18 x 2 ³ / ₈	112.5	10	11.3	10	3139
15 X 30 60MM	15 x 30 x 2 ³ / ₈	93.75	3	9.4	10	2619
12 X 24 60MM	12 x 24 x 2 ³ / ₈	120	6	12	10	3230
24 X 24 60MM	24 x 24 x 2 ³ / ₈	80	2	8	10	2170
24 X 36 60MM	24 x 36 x 2 ³ / ₈	120	2	12	10	3516

SHAPES & SIZES

9 X 18 | 60MM



9 x 18 x 2³/₈

15 X 30 | 60MM



15 x 30 x 2³/₈

12 X 24 | 60MM



12 x 24 x 2³/₈

24 X 24 | 60MM



24 x 24 x 2³/₈

24 X 36 | 60MM



24 x 36 x 2³/₈




ANTHRACITE 



HICKORY 



SCANDINA GRAY 



SEPIA 



SHADED GRAY 

LEARN MORE

View the product page on [Beldgard.com](https://Belgard.com) for more information



TECHNICAL SPECS

- True 3" increments for simplified design, quoting and ordering
- Compatible with all modular paver lines—look for Modular Sizing icon
- Modular dimensions reduce cuts, installation time, and waste
- Modular compatibility allows more creative pattern options
- Maximized pallet layout for jobsite efficiencies
- Ideal for patios, walkways and pool decks
- Surface and micro-chamfer are ADA-compliant and minimize wheelchair vibration



DuraFusion™ Technology

A bold, vibrant finish with a smoother, tighter texture.

QUALITY FOR LIFE

Every step of our manufacturing process incorporates rigorous research, testing and quality assurance. We demand the highest quality from each of our facilities across North America. We believe in creating world-class building products that stand the test of time. See our lifetime warranty at [Beldgard.com/Warranty](https://Belgard.com/Warranty)

Due to the natural materials in our products, colors may vary from those shown on the cut sheet. We recommend viewing actual product samples to ensure the perfect color and finish for each project.

DIMENSIONS™

Paver | 60mm

Ideal for accents, driveways and small patios, the contemporary smooth, linear surface of this paver is enriched with DuraFusion Technology for enhanced texture and wear-resistance.



MODULAR
SIZING



DURAFUSION
TECHNOLOGY



DRIVEWAY
APPROVED



ACCESSIBLE
SURFACE

PALLET INFORMATION

DIMENSIONS™ PAVER		SQFT/ PALLET	UNITS/ LAYER	SQFT/ LAYER	LAYER/ PALLET	WEIGHT/ PALLET
6X9 60MM	6 x 9 x 2 ³ / ₈	120 - IL 112.5 - MN	32 - IL 30 - MN	12 - IL 11.25 - MN	10	3296
6X12 60MM	6 x 12 x 2 ³ / ₈	120	24	12	10	3260

SHAPES & SIZES

6X9 | 60MM



6 x 9 x 2³/₈

6X12 | 60MM



6 x 12 x 2³/₈



BOURBON 



FOG 



MIDNIGHT 

6x9 Is Only Available In Midnight




PEARL 

LEARN MORE


View the product page on [Belgard.com](https://www.belgard.com) for more information



PALLET LAYOUTS



6 X 9 - MN



6 X 12

TECHNICAL SPECS

- True 3" increments for simplified design, quoting and ordering
- Compatible with all modular paver lines—look for Modular Sizing icon
- Modular dimensions reduce cuts, installation time, and waste
- Modular compatibility allows more creative pattern options
- Maximized pallet layout for jobsite efficiencies
- Ideal for walkways, patios, borders, accents and residential driveways
- Surface and micro-chamfer are ADA-compliant and minimize wheelchair vibration



DuraFusion™ Technology

A bold, vibrant finish with a smoother, tighter texture.

QUALITY FOR LIFE


Every step of our manufacturing process incorporates rigorous research, testing and quality assurance. We demand the highest quality from each of our facilities across North America. We believe in creating world-class building products that stand the test of time. See our lifetime warranty at [Belgard.com/Warranty](https://www.belgard.com/Warranty)

Due to the natural materials in our products, colors may vary from those shown on the cut sheet. We recommend viewing actual product samples to ensure the perfect color and finish for each project.

DIMENSIONS™

Plank | 60mm

Clean lines and an elongated plank shape offer a truly modern architectural appearance and a smooth face enriched with DuraFusion Technology for enhanced color, texture and wear-resistance.



PALLET INFORMATION

	DIMENSIONS™ PLANK	SQFT/ PALLET	UNITS/ LAYER	SQFT/ LAYER	LAYER/ PALLET	WEIGHT/ PALLET
3 X 12 60MM	3 x 12 x 2 ³ / ₈	110	44	11	10	3250

SHAPES & SIZES

3 X 12 | 60MM





BOURBON 



FOG 



MIDNIGHT 



PEARL 




ROSEWOOD 

LEARN MORE

View the product page on [Beldgard.com](http://Belgard.com) for more information



PALLET LAYOUT



TECHNICAL SPECS

- True 3" increments for simplified design, quoting and ordering
- Compatible with all modular paver lines—look for Modular Sizing icon
- Modular dimensions reduce cuts, installation time, and waste
- Modular compatibility allows more creative pattern options
- Maximized pallet layout for jobsite efficiencies
- Ideal for walkways, patios, borders and accents
- Surface and micro-chamfer are ADA-compliant and minimize wheelchair vibration

DuraFusion™ Technology

A bold, vibrant finish with a smoother, tighter texture.

QUALITY FOR LIFE

Every step of our manufacturing process incorporates rigorous research, testing and quality assurance. We demand the highest quality from each of our facilities across North America. We believe in creating world-class building products that stand the test of time. See our lifetime warranty at Beldgard.com/Warranty

Due to the natural materials in our products, colors may vary from those shown on the cut sheet. We recommend viewing actual product samples to ensure the perfect color and finish for each project.

EMPIRE™

Paver | 60mm

The plank shape and hand-tooled face are enriched by DuraFusion Technology for enhanced texture and wear-resistance, with seven distinct face styles for unique pattern creation.



MODULAR
SIZING



DURAFUSION
TECHNOLOGY



ACCESSIBLE
SURFACE

PALLET INFORMATION

EMPIRE™		SQFT/ PALLET	UNITS/ LAYER	SQFT/ LAYER	LAYER/ PALLET	WEIGHT/ PALLET
60MM	3 x 12 x 2 ³ / ₈	110	44	11	10	3100

SHAPES & SIZES

60MM



3 x 12 x 2³/₈

NOTE: All 7 face styles are sold on a single pallet.

HEXAGON 6

Paver | 60mm

A geometric standout, this smooth-faced paver supports contemporary layouts, inlaid accents, and art deco-inspired patterns and is enriched with factory-applied ColorTech sealant for enhanced resistance to fading and stains.



MODULAR
SIZING



ACCESSIBLE
SURFACE



COLORTECH
SEALED

PALLET INFORMATION

HEXAGON 6		SQFT/ PALLET	UNITS/ LAYER	SQFT/ LAYER	LAYER/ PALLET	WEIGHT/ PALLET
60MM	12 x 12 x 2 ³ / ₈	100.02	14	9.09	11	2845

SHAPES & SIZES

60MM




12 x 12 x 2³/₈



ANTHRACITE 🔥



SCANDINA GRAY 🔥



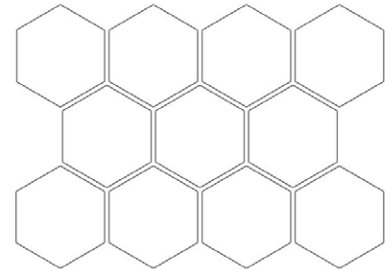
SHADED GRAY 🔥

LEARN MORE

View the product page on [Belgard.com](https://www.belgard.com) for more information



PALLET LAYOUT



TECHNICAL SPECS

- True 3" increments for simplified design, quoting and ordering
- Compatible with all modular paver lines—look for Modular Sizing icon
- Modular dimensions reduce cuts, installation time, and waste
- Modular compatibility allows more creative pattern options
- Maximized pallet layout for jobsite efficiencies
- Ideal for patios, walkways and inlaid designs
- Surface and micro-chamfer are ADA-compliant and minimize wheelchair vibration



ColorTech® Sealed
Factory-applied sealant

QUALITY FOR LIFE


Every step of our manufacturing process incorporates rigorous research, testing and quality assurance. We demand the highest quality from each of our facilities across North America. We believe in creating world-class building products that stand the test of time. See our lifetime warranty at [Belgard.com/Warranty](https://www.belgard.com/Warranty)

Due to the natural materials in our products, colors may vary from those shown on the cut sheet. We recommend viewing actual product samples to ensure the perfect color and finish for each project.

HOLLAND STONE

Paver | 60mm

The classic architectural appearance is derived from a smooth face and clean lines and enriched with DuraFusion Technology for enhanced color, texture and wear resistance.



PALLET INFORMATION

HOLLAND STONE		SQFT/ PALLET	UNITS/ LAYER	SQFT/ LAYER	LAYER/ PALLET	WEIGHT/ PALLET
PRESTIGE 60MM	4 x 8 x 2 ³ / ₈	120	54	12	10	3348

SHAPES & SIZES

PRESTIGE | 60MM



4 x 8 x 2³/₈



ASHBURY HAZE 



IRON BAY 



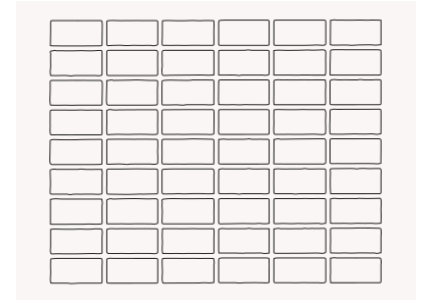
MIDNIGHT 

LEARN MORE

View the product page on Belgard.com for more information




PALLET LAYOUT



TECHNICAL SPECS

- One size ideal for inlays, borders and as a stand-alone
- Ideal for both residential and commercial applications
- Ideal for patios, walkways and residential vehicular applications
- Comprehensive library of installation patterns
- Surface and micro-chamfer are ADA-compliant and minimize wheelchair vibration

 **DuraFusion™ Technology**
A bold, vibrant finish with a smoother, tighter texture.

QUALITY FOR LIFE

Every step of our manufacturing process incorporates rigorous research, testing and quality assurance. We demand the highest quality from each of our facilities across North America. We believe in creating world-class building products that stand the test of time. See our lifetime warranty at Belgard.com/Warranty

Due to the natural materials in our products, colors may vary from those shown on the cut sheet. We recommend viewing actual product samples to ensure the perfect color and finish for each project.

MEGA-ARBEL®

Paver | 60mm

The dramatic scale features a natural flagstone texture, an irregular shape, and false joints to create a random look that flows harmoniously into the surrounding landscape.



PALLET INFORMATION

MEGA-ARBEL®		SQFT/ PALLET	UNITS/ LAYER	SQFT/ LAYER	LAYER/ PALLET	WEIGHT/ PALLET
60MM	15 ³ / ₈ x 21 x 2 ³ / ₈	103.41	6	8.6	12	2952

SHAPES & SIZES

60MM



15³/₈ x 21 x 2³/₈



ASHBURY HAZE



ASPEN



IRON BAY



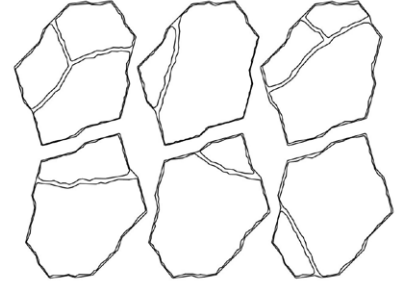
NEWPORT GRAY

LEARN MORE

View the product page on [Belgard.com](https://www.belgard.com) for more information



PALLET LAYOUT



TECHNICAL SPECS

- Irregular interlocking system that utilizes a no-repeat pattern
- Ideal for walkways, patios and poolscales
- Singular shape with varying false-joint* patterns create a random stone look

*For best results with false-joint pavers, finish joints with Techniseal NextGel polymeric jointing sand

QUALITY FOR LIFE


Every step of our manufacturing process incorporates rigorous research, testing and quality assurance. We demand the highest quality from each of our facilities across North America. We believe in creating world-class building products that stand the test of time. See our lifetime warranty at [Belgard.com/Warranty](https://www.belgard.com/Warranty)

Due to the natural materials in our products, colors may vary from those shown on the cut sheet. We recommend viewing actual product samples to ensure the perfect color and finish for each project.

ORIGINS™ 6

3-Piece System | 60mm

Emulating the look and texture of natural stone, this paver system offers earthy tones and a chiseled face enriched with DuraFusion Technology for enhanced color, texture and wear resistance.



MODULAR
SIZING



DURAFUSION
TECHNOLOGY



ACCESSIBLE
SURFACE



DRIVEWAY
APPROVED

PALLET INFORMATION

ORIGINS™ 3-PIECE		SQFT/ PALLET	UNITS/ LAYER	SQFT/ LAYER	LAYER/ PALLET	WEIGHT/ PALLET
ORIGINS 6 60MM	3 x 6 x 2 ³ / ₈	120 - IL 105 - MN	-	12 - IL 10.5 - MN	10	3516 - IL 3020 - MN
	6 x 6 x 2 ³ / ₈					
	6 x 9 x 2 ³ / ₈					

SHAPES & SIZES

3-PIECE



3 x 6 x 2³/₈



6 x 6 x 2³/₈




6 x 9 x 2³/₈



ASHWOOD 



IRON BAY 




NEWPORT GRAY 

LEARN MORE

View the product page on [Beldgard.com](https://Belgard.com) for more information



PALLET LAYOUT



IL

TECHNICAL SPECS

- True 3" increments for simplified design, quoting and ordering
- Compatible with all modular paver lines—look for Modular Sizing icon
- Modular dimensions reduce cuts, installation time, and waste
- Modular compatibility allows more creative pattern options
- Maximized pallet layout for jobsite efficiencies
- Ideal for patios, walkways and residential vehicular applications
- Can be used to construct ADA-compliant pavement



DuraFusion™ Technology

A bold, vibrant finish with a smoother, tighter texture.

QUALITY FOR LIFE

Every step of our manufacturing process incorporates rigorous research, testing and quality assurance. We demand the highest quality from each of our facilities across North America. We believe in creating world-class building products that stand the test of time. See our lifetime warranty at Belgard.com/Warranty

Due to the natural materials in our products, colors may vary from those shown on the cut sheet. We recommend viewing actual product samples to ensure the perfect color and finish for each project.

ORIGINS™ 12

3-Piece System | 60mm

Emulating the look and texture of natural stone, this paver system offers earthy tones and a chiseled face enriched with DuraFusion Technology for enhanced color, texture and wear resistance.



PALLET INFORMATION

ORIGINS™ 3-PIECE		SQFT/ PALLET	UNITS/ LAYER	SQFT/ LAYER	LAYER/ PALLET	WEIGHT/ PALLET
ORIGINS 12 60MM	6 x 12 x 2 ³ / ₈	120	40	12	10	3516
	12 x 12 x 2 ³ / ₈		40			
	12 x 18 x 2 ³ / ₈		40			

SHAPES & SIZES

- 3-PIECE
-  6 x 12 x 2³/₈
 -  12 x 12 x 2³/₈
 -  12 x 18 x 2³/₈



ASPEN 



ASHWOOD 



CHESWICK 



IRON BAY 



NEWPORT GRAY 



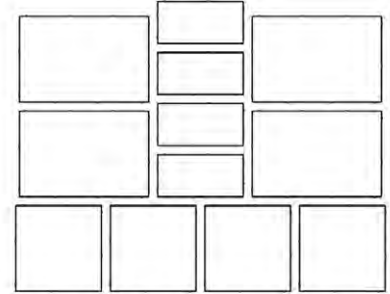
TEAK 

LEARN MORE

View the product page on Belgard.com for more information



PALLET LAYOUT



TECHNICAL SPECS

- True 3" increments for simplified design, quoting and ordering
- Compatible with all modular paver lines—look for Modular Sizing icon
- Modular dimensions reduce cuts, installation time, and waste
- Modular compatibility allows more creative pattern options
- Maximized pallet layout for jobsite efficiencies
- Ideal for patios, walkways and pool decks
- Can be used to construct ADA-compliant pavement

DuraFusion™ Technology

A bold, vibrant finish with a smoother, tighter texture.

QUALITY FOR LIFE


Every step of our manufacturing process incorporates rigorous research, testing and quality assurance. We demand the highest quality from each of our facilities across North America. We believe in creating world-class building products that stand the test of time. See our lifetime warranty at Belgard.com/Warranty

Due to the natural materials in our products, colors may vary from those shown on the cut sheet. We recommend viewing actual product samples to ensure the perfect color and finish for each project.

ORIGINS™ 12

3-Piece System | 80mm

With the strength to support vehicular loads and the look of natural stone, this systems earthy tones and chiseled surface are enriched with DuraFusion Technology for a refined texture with enhanced color and wear-resistance.



MODULAR
SIZING



DURAFUSION
TECHNOLOGY



ACCESSIBLE
SURFACE



DRIVEWAY
APPROVED

PALLET INFORMATION

ORIGINS™ 3-PIECE		SQFT/ PALLET	UNITS/ LAYER	SQFT/ LAYER	LAYER/ PALLET	WEIGHT/ PALLET
ORIGINS 12 80MM	6 x 12 x 3 1/8	96	-	12	8	3600
	12 x 12 x 3 1/8					
	18 x 12 x 3 1/8					

SHAPES & SIZES

ORIGINS 12 | 80MM

 6 x 12 x 3 1/8

 12 x 12 x 3 1/8

 18 x 12 x 3 1/8



ASHWOOD 



CHESWICK 



IRON BAY 



NEWPORT GRAY 



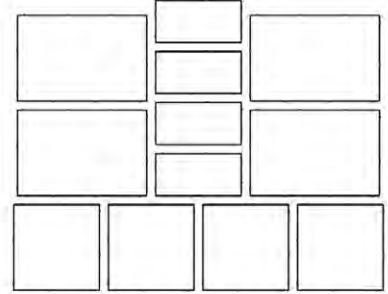
TEAK 

LEARN MORE

View the product page on [Beldgard.com](http://Belgard.com) for more information



PALLET LAYOUT



TECHNICAL SPECS

- True 3" increments for simplified design, quoting and ordering
- Compatible with all modular paver lines—look for Modular Sizing icon
- Modular dimensions reduce cuts, installation time, and waste
- Modular compatibility allows more creative pattern options
- Maximized pallet layout for jobsite efficiencies
- Ideal for patios, walkways and residential vehicular applications
- Can be used to construct ADA-compliant pavement

DuraFusion™ Technology

A bold, vibrant finish with a smoother, tighter texture.

QUALITY FOR LIFE

Every step of our manufacturing process incorporates rigorous research, testing and quality assurance. We demand the highest quality from each of our facilities across North America. We believe in creating world-class building products that stand the test of time. See our lifetime warranty at Belgard.com/Warranty

Due to the natural materials in our products, colors may vary from those shown on the cut sheet. We recommend viewing actual product samples to ensure the perfect color and finish for each project.

ORIGINS™ 18

3-Piece System | 60mm

Emulating the look and texture of natural stone, this paver system offers earthy tones and a chiseled face enriched with DuraFusion Technology for enhanced color, texture and wear resistance.






PALLET INFORMATION


ORIGINS™ 3-PIECE		SQFT/ PALLET	UNITS/ LAYER	SQFT/ LAYER	LAYER/ PALLET	WEIGHT/ PALLET
ORIGINS 18 60MM	9 x 18 x 2 ³ / ₈	112.5	2	11.25	10	3182
	18 x 18 x 2 ³ / ₈		1			
	18 x 27 x 2 ³ / ₈		2			

SHAPES & SIZES

3-PIECE | 60MM

-  9 x 18 x 2³/₈
-  18 x 18 x 2³/₈
-  18 x 27 x 2³/₈




ASHWOOD 



ASPEN 



CHESWICK 



IRON BAY 



NEWPORT GRAY 



TEAK 

LEARN MORE

View the product page on Belgard.com for more information




PALLET LAYOUT



TECHNICAL SPECS

- True 3" increments for simplified design, quoting and ordering
- Compatible with all modular paver lines—look for Modular Sizing icon
- Modular dimensions reduce cuts, installation time, and waste
- Modular compatibility allows more creative pattern options
- Maximized pallet layout for jobsite efficiencies
- Ideal for patios, walkways and pool decks
- Can be used to construct ADA-compliant pavement

 **DuraFusion™ Technology**
A bold, vibrant finish with a smoother, tighter texture.

QUALITY FOR LIFE


Every step of our manufacturing process incorporates rigorous research, testing and quality assurance. We demand the highest quality from each of our facilities across North America. We believe in creating world-class building products that stand the test of time. See our lifetime warranty at Belgard.com/Warranty

Due to the natural materials in our products, colors may vary from those shown on the cut sheet. We recommend viewing actual product samples to ensure the perfect color and finish for each project.

ORIGINS™

Paver | 60mm

With the ideal shape and size for driveways, small patios and borders, the subtle chiseled stone face is enriched with DuraFusion Technology for enhanced color, texture and wear-resistance.



PALLET INFORMATION

ORIGINS™ PAVER		SQFT/ PALLET	UNITS/ LAYER	SQFT/ LAYER	LAYER/ PALLET	WEIGHT/ PALLET
60MM	6 x 9 x 2 ³ / ₈	120 - IL 112.5 - MN	32 - IL 30 - MN	12 - IL 11.25 - MN	10	3296

SHAPES & SIZES

60MM



6 x 9 x 2³/₈




MIDNIGHT 

LEARN MORE

View the product page on [Beldgard.com](https://Belgard.com) for more information



PALLET LAYOUT



MN

TECHNICAL SPECS

- True 3" increments for simplified design, quoting and ordering
- Compatible with all modular paver lines—look for Modular Sizing icon
- Modular dimensions reduce cuts, installation time, and waste
- Modular compatibility allows more creative pattern options
- Maximized pallet layout for jobsite efficiencies
- Ideal for walkways, patios, borders, accents and residential driveways
- Can be used to construct ADA-compliant pavement



DuraFusion™ Technology

A bold, vibrant finish with a smoother, tighter texture.

QUALITY FOR LIFE

Every step of our manufacturing process incorporates rigorous research, testing and quality assurance. We demand the highest quality from each of our facilities across North America. We believe in creating world-class building products that stand the test of time. See our lifetime warranty at Belgard.com/Warranty

Due to the natural materials in our products, colors may vary from those shown on the cut sheet. We recommend viewing actual product samples to ensure the perfect color and finish for each project.

PAPYRUS™

3-Piece Paver | 60mm

An organic textural experience with modern elegance, this paver's unique face offers an upscale hand-tooled look enriched with DuraFusion Technology for enhanced color, texture and wear-resistance.



PALLET INFORMATION

PAPYRUS™ 3-PIECE		SQFT/ PALLET	UNITS/ LAYER	SQFT/ LAYER	LAYER/ PALLET	WEIGHT/ PALLET
PAPYRUS 18 60MM	9 x 18 x 2 ³ / ₈	112.5	2	11.25	10	3258
	18 x 18 x 2 ³ / ₈		1			
	18 x 27 x 2 ³ / ₈		2			

SHAPES & SIZES

PAPYRUS 18 | 60MM





SCANDINA GRAY 



SEPIA 

LEARN MORE

View the product page on [Belgard.com](https://www.belgard.com) for more information



TECHNICAL SPECS

- True 3" increments for simplified design, quoting and ordering
- Compatible with all modular paver lines—look for Modular Sizing icon
- Modular dimensions reduce cuts, installation time, and waste
- Modular compatibility allows more creative pattern options
- Maximized pallet layout for jobsite efficiencies
- Ideal for patios, walkways and pool decks
- Can be used to construct ADA-compliant pavement



DuraFusion™ Technology

A bold, vibrant finish with a smoother, tighter texture.

QUALITY FOR LIFE


Every step of our manufacturing process incorporates rigorous research, testing and quality assurance. We demand the highest quality from each of our facilities across North America. We believe in creating world-class building products that stand the test of time. See our lifetime warranty at [Belgard.com/Warranty](https://www.belgard.com/Warranty)

Due to the natural materials in our products, colors may vary from those shown on the cut sheet. We recommend viewing actual product samples to ensure the perfect color and finish for each project.

SLATON PLUS™

Tumbled Paver | 70mm

Multi-dimensional tones, tumbled edges and chiseled textures mimic the appearance of weathered slate, enriched with DuraFusion Technology for enhanced color, texture and wear-resistance.



PALLET INFORMATION

SLATON PLUS™ TUMBLED		SQFT/ PALLET	UNITS/ LAYER	SQFT/ LAYER	LAYER/ PALLET	WEIGHT/ PALLET
SMALL	5½ x 8¼ x 2¾	76	30	9.5	8	2572
MEDIUM	8¼ x 11 x 2¾	81	16	10.12	8	2727
LARGE	13¾ x 13¾ x 2¾	83	9	11.86	7	2862

SHAPES & SIZES

SMALL



MEDIUM



LARGE





BLU IRON 

LEARN MORE

View the product page on [Belgard.com](https://www.belgard.com) for more information



TECHNICAL SPECS

- Multipiece system with multiple laying pattern options
- Larger format sizing for reduced joint lines and faster installation
- Durable construction to support both pedestrian and vehicular loads
- Ideal for patios, walkways and residential vehicular applications



DuraFusion™ Technology

A bold, vibrant finish with a smoother, tighter texture.

QUALITY FOR LIFE

Every step of our manufacturing process incorporates rigorous research, testing and quality assurance. We demand the highest quality from each of our facilities across North America. We believe in creating world-class building products that stand the test of time. See our lifetime warranty at [Belgard.com/Warranty](https://www.belgard.com/Warranty)

Due to the natural materials in our products, colors may vary from those shown on the cut sheet. We recommend viewing actual product samples to ensure the perfect color and finish for each project.

TRILOGY™ SMOOTH

3-Piece Paver | 60mm

Contemporary aesthetics are delivered with the smooth texture and large-scale format of this 3-piece system, enhanced with DuraFusion and factory-applied sealant for ultimate texture and durability.



PALLET INFORMATION

TRILOGY™ SMOOTH		SQFT/PALLET	UNITS/LAYER	SQFT/LAYER	LAYER/PALLET	WEIGHT/PALLET
3-PIECE	6½ x 13 x 2¾	105	3	1.76	10	2940
	13 x 13 x 2¾		3	3.521		
	13 x 19½ x 2¾		3	5.281		

SHAPES & SIZES

3-PIECE | 60MM






PEWTER BLEND 



PHOENIX 



SONORAN 



TUCSON 

LEARN MORE

View the product page on Belgard.com for more information



TECHNICAL SPECS

- Larger scale 3-piece system
- Ideal for walkways, patios and pool decks
- Compatible with Trilogy™ Textured 3-piece system and Trilogy™ accent paver
- Can be used to construct ADA-compliant pavement



DuraFusion™ + ColorTech™

Enhanced texture and wear-resistance with the added protection of factory-applied sealant

QUALITY FOR LIFE


Every step of our manufacturing process incorporates rigorous research, testing and quality assurance. We demand the highest quality from each of our facilities across North America. We believe in creating world-class building products that stand the test of time. See our lifetime warranty at Belgard.com/Warranty

Due to the natural materials in our products, colors may vary from those shown on the cut sheet. We recommend viewing actual product samples to ensure the perfect color and finish for each project.

TRILOGY™ TEXTURED

3-Piece Paver | 60mm

Natural stone texture provides an elegant look through a larger scale 3-piece paver, enhanced with the ultimate durability and texture of both DuraFusion and ColorTech sealant.




PALLET INFORMATION

TRILOGY™ TEXTURED		SQFT/PALLET	UNITS/LAYER	SQFT/LAYER	LAYER/PALLET	WEIGHT/PALLET
3-PIECE	6½ x 13 x 2¾	105	3	1.76	10	2940
	13 x 13 x 2¾		3	3.521		
	13 x 19½ x 2¾		3	5.281		

SHAPES & SIZES

3-PIECE | 60MM





PEWTER BLEND 



PHOENIX 



SONORAN 



TUCSON 

LEARN MORE

View the product page on Belgard.com for more information



TECHNICAL SPECS

- Larger scale 3-piece system
- Compatible with Trilogy™ Smooth 3-piece system and Trilogy™ accent paver
- Can be used to construct ADA-compliant pavement



DuraFusion™ + ColorTech®

Enhanced texture and wear-resistance with the added protection of factory-applied sealant

QUALITY FOR LIFE


Every step of our manufacturing process incorporates rigorous research, testing and quality assurance. We demand the highest quality from each of our facilities across North America. We believe in creating world-class building products that stand the test of time. See our lifetime warranty at Belgard.com/Warranty

Due to the natural materials in our products, colors may vary from those shown on the cut sheet. We recommend viewing actual product samples to ensure the perfect color and finish for each project.

TURFSTONE™

Grid Paver | 80mm

An open lattice grid design offers turf or gravel infill, creating a unique hardscape design that works in harmony with nature.



PALLET INFORMATION


TURFSTONE™		SQFT/ PALLET	UNITS/ LAYER	SQFT/ LAYER	LAYER/ PALLET	WEIGHT/ PALLET
80MM	15 ³ / ₄ x 23 ⁵ / ₈ x 3 ¹ / ₈	106.67	5	13.33	8	2377

SHAPES & SIZES

80MM



15³/₄ x 23⁵/₈ x 3¹/₈




GRAY

LEARN MORE

View the product page on [Belgard.com](https://www.belgard.com) for more information



PALLET LAYOUT



TECHNICAL SPECS

- Manufactured in accordance with ASTM C1319
- Open lattice grid design for turf infill
- 40% surface opening with void space for creating a grass pavement
- Applications include driveways, parking stalls, ramps, service and emergency access lanes

QUALITY FOR LIFE


Every step of our manufacturing process incorporates rigorous research, testing and quality assurance. We demand the highest quality from each of our facilities across North America. We believe in creating world-class building products that stand the test of time. See our lifetime warranty at [Belgard.com/Warranty](https://www.belgard.com/Warranty)

Due to the natural materials in our products, colors may vary from those shown on the cut sheet. We recommend viewing actual product samples to ensure the perfect color and finish for each project.

GLOCAL

Concrete Finish | 20mm

The smooth concrete-like finish offers a clean, contemporary aesthetic. Its structured and tight surface texture in neutral shades makes this porcelain paver a versatile design element.



MIRAGE®
INSPIRING BETTER LIVING

v2 SLIGHT SHADE VARIATION

LOW SOLAR HEAT ABSORPTION

ACCESSIBLE SURFACE

PALLET INFORMATION

GLOCAL		SQFT/ PALLET	SQFT/ BOX	BOXES/ PALLET	PCS/ BOX	WEIGHT/ BOX	WEIGHT/ PALLET
24 X 24	23.54 x 23.54 x 3/4	232.5	7.75	30	2	72 lbs	2201
24 X 48	23.54 x 47.17 x 3/4	271.25	7.75	35	1	74 lbs	2621

SHAPES & SIZES

24 X 24



23.54 x 23.54 x 3/4

24 X 48




23.54 x 47.17 x 3/4



CLEAR | GC 01  



IDEAL | GC 03 



TYPE | GC 04 



CLASSIC | GC 05 

LEARN MORE

View the product page on [Belgard.com](https://www.belgard.com) for more information



TECHNICAL SPECS

- Incredibly high breakage loads, up to 3,000 pounds
- Can be cleaned with normal household cleaners and even pressure washed with a low pressure washing device.*
- High-density structure and ultra-low absorption rate provide a tight surface texture that fends off surface mold, moss, dirt and stains
- Unaffected by alkalis, acids, chemical agents, salt and other de-icing materials
- Structured top textures create non-slip surfaces
- Freeze-thaw resistant—100% frostfree and properties remain unaltered at temperatures ranging from -51.1° to + 60° C (-60°F to +140°F)
- Can be installed on a pedestal system for plaza and rooftop installations
- Suitable for ADA-compliant installations

* It is important that all pressure washing of your porcelain pavers be done with a low pressure washer with a maximum of 1600 psi and nothing more powerful. When pressure washing your installation, care should be taken to prevent damage to the grout (adhesive and grout installations) and some re-sanding will be necessary when power washing an installation with sand or polymeric sand joints.

Due to the natural materials in our products, colors may vary from those shown on the cut sheet. We recommend viewing actual product samples to ensure the perfect color and finish for each project.

NOON

Wood Finish | 20mm

Warm and stylish, this contemporary expression of simplicity combines the look and feel of natural wood with the durability of porcelain.



MIRAGE
INSPIRING BETTER LIVING

v3 MODERATE SHADE VARIATION

v4 HIGH SHADE VARIATION

 ACCESSIBLE SURFACE

 LOW SOLAR HEAT ABSORPTION

PALLET INFORMATION

NOON		SQFT/ PALLET	SQFT/ BOX	BOXES/ PALLET	PCS/ BOX	WEIGHT/ BOX	WEIGHT/ PALLET
12 X 48	11.73 x 47.17 x 3/4	279	7.75	36	2	74	2664

SHAPES & SIZES

12 X 48

 11.73 x 47.17 x 3/4



DAYLIGHT | NN 01 ST 



EMBER | NN 02 ST 



HONEY | NN 03 ST 

LEARN MORE

View the product page on [Belgard.com](https://www.belgard.com) for more information



TECHNICAL SPECS

- Incredibly high breakage loads, up to 3,000 pounds
- Can be cleaned with normal household cleaners and even pressure washed with a low pressure washing device.*
- High-density structure and ultra-low absorption rate provide a tight surface texture that fends off surface mold, moss, dirt and stains
- Unaffected by alkalis, acids, chemical agents, salt and other de-icing materials
- Structured top textures create non-slip surfaces.
- Freeze-thaw resistant—100% frost-free and properties remain unaltered at temperatures ranging from -51.1° to + 60° C (-60°F to +140°F)
- Suitable for ADA-compliant installations

* It is important that all pressure washing of your porcelain pavers be done with a low pressure washer with a maximum of 1600 psi and nothing more powerful. When pressure washing your installation, care should be taken to prevent damage to the grout (adhesive and grout installations) and some re-sanding will be necessary when power washing an installation with sand or polymeric sand joints.

Due to the natural materials in our products, colors may vary from those shown on the cut sheet. We recommend viewing actual product samples to ensure the perfect color and finish for each project.

NOVEMBER

Stone Finish | 20mm

Minimalist styling inspired by nature is found with this versatile porcelain paver. Characteristics of stone and cement embody its texture to offer a simple, yet elegant look.



v2 SLIGHT SHADE VARIATION

 LOW SOLAR HEAT ABSORPTION

 ACCESSIBLE SURFACE

PALLET INFORMATION

NOVEMBER		SQFT/ PALLET	SQFT/ BOX	BOXES/ PALLET	PCS/ BOX	WEIGHT/ BOX	WEIGHT/ PALLET
24 X 24	23.54 x 23.54 x 3/4	232.5	7.75	30	2	72	2280

SHAPES & SIZES


24 X 24




23.54 x 23.54 x 3/4




RAIN | NM 01  



WIND | NM 02 



WARM | NM 04  



LAND | NM 05 

LEARN MORE

View the product page on [Beldgard.com](https://Belgard.com) for more information



TECHNICAL SPECS

- Incredibly high breakage loads, up to 3,000 pounds
- Can be cleaned with normal household cleaners and even pressure washed with a low pressure washing device*
- High-density structure and ultra-low absorption rate provide a tight surface texture that fends off surface mold, moss, dirt and stains
- Unaffected by alkalis, acids, chemical agents, salt and other de-icing materials
- Structured top textures create non-slip surfaces
- Freeze-thaw resistant—100% frost-free and properties remain unaltered at temperatures ranging from -51.1° to + 60° C (-60°F to +140°F)
- Can be installed on a pedestal system for plaza and rooftop installations
- Suitable for ADA-compliant installations


* It is important that all pressure washing of your porcelain pavers be done with a low pressure washer with a maximum of 1600 psi and nothing more powerful. When pressure washing your installation, care should be taken to prevent damage to the grout (adhesive and grout installations) and some re-sanding will be necessary when power washing an installation with sand or polymeric sand joints.

Due to the natural materials in our products, colors may vary from those shown on the cut sheet. We recommend viewing actual product samples to ensure the perfect color and finish for each project.

QUARZITI 2.0

Stone Finish | 20mm

This interpretation of natural quartz incorporates a gentle shading effect with the authentic diversity and subtle iridescence of natural elements.



MIRAGE
INSPIRING BETTER LIVING

v3 MODERATE SHADE VARIATION

LOW SOLAR HEAT ABSORPTION

ACCESSIBLE SURFACE

PALLET INFORMATION

QUARZITI 2.0		SQFT/ PALLET	SQFT/ BOX	BOXES/ PALLET	PCS/ BOX	WEIGHT/ BOX	WEIGHT/ PALLET
24 X 24	23.54 x 23.54 x 3/4	232.5	7.75	30	2	72	2280
24 X 48	23.54 x 47.17 x 3/4	271.25	7.75	35	1	74	2621

SHAPES & SIZES

24 X 24



23.54 x 23.54 x 3/4

24 X 48



23.54 x 47.17 x 3/4



GLACIER | QR 01 NAT  




MOUNTAINS | QR 02 NAT  





WATERFALL | QR 03 NAT 



RIVER | QR 04 NAT 



MANTLE | QR 05 NAT  

LEARN MORE

View the product page on [Belgard.com](https://www.belgard.com) for more information



TECHNICAL SPECS

- Incredibly high breakage loads, up to 3,000 pounds
- Can be cleaned with normal household cleaners and even pressure washed with a low pressure washing device.*
- High-density structure and ultra-low absorption rate provide a tight surface texture that fends off surface mold, moss, dirt and stains
- Unaffected by alkalis, acids, chemical agents, salt and other de-icing materials
- Structured top textures create non-slip surfaces
- Freeze-thaw resistant—100% frost-free and properties remain unaltered at temperatures ranging from -51.1° to +60° C (-60°F to +140°F)
- Can be installed on a pedestal system for plaza and rooftop installations
- Suitable for ADA-compliant installations

* It is important that all pressure washing of your porcelain pavers be done with a low pressure washer with a maximum of 1600 psi and nothing more powerful. When pressure washing your installation, care should be taken to prevent damage to the grout (adhesive and grout installations) and some re-sanding will be necessary when power washing an installation with sand or polymeric sand joints.

Due to the natural materials in our products, colors may vary from those shown on the cut sheet. We recommend viewing actual product samples to ensure the perfect color and finish for each project.

TRAVERTINI

Travertine Finish | 20mm

Resembling the natural texture of travertine, these large-format slabs create upscale and timeless spaces with multiple aesthetic options, including linear vein or softer cross-cut looks.



PALLET INFORMATION

TRAVERTINI		SQFT/ PALLET	SQFT/ BOX	BOXES/ PALLET	PCS/ BOX	WEIGHT/ BOX	WEIGHT/ PALLET
24 X 24	23.54 x 23.54 x 3/4	232.5	7.75	30	2	72	2280
24 X 48	23.54 x 47.17 x 3/4	271.25	7.75	35	1	74	2621

SHAPES & SIZES

24 X 24



23.54 x 23.54 x 3/4

24 X 48



23.54 x 47.17 x 3/4



DARK VEIN | EY 08 

Only available in 24x48



MISTY VEIN | EY 11  

Only available in 24x48



PEARLY CROSS | EY 12  



MISTY CROSS | EY 14  

LEARN MORE

View the product page on Belgard.com for more information



TECHNICAL SPECS

- Incredibly high breakage loads, up to 3,000 pounds
- Can be cleaned with normal household cleaners and even pressure washed with a low pressure washing device.*
- High-density structure and ultra-low absorption rate provide a tight surface texture that fends off surface mold, moss, dirt and stains
- Unaffected by alkalis, acids, chemical agents, salt and other de-icing materials.
- Structured top textures create non-slip surfaces.
- Freeze-thaw resistant—100% frostfree and properties remain unaltered at temperatures ranging from -51.1° to + 60° C (-60°F to +140°F).
- Can be installed on a pedestal system for plaza and rooftop installations
- Suitable for ADA-compliant installations


* It is important that all pressure washing of your porcelain pavers be done with a low pressure washer with a maximum of 1600 psi and nothing more powerful. When pressure washing your installation, care should be taken to prevent damage to the grout (adhesive and grout installations) and some re-sanding will be necessary when power washing an installation with sand or polymeric sand joints.

Due to the natural materials in our products, colors may vary from those shown on the cut sheet. We recommend viewing actual product samples to ensure the perfect color and finish for each project.

UNICO 2.0

Coping | 20mm

Enhance outdoor spaces with the refined look of this premium coping featuring polished round edges for pools, garden walls and steps in styles to complement a variety of porcelain paver styles.



v2 SLIGHT SHADE VARIATION

v4 HIGH SHADE VARIATION

 LOW SOLAR HEAT ABSORPTION

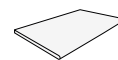
 ACCESSIBLE SURFACE

PALLET INFORMATION

SHAPES & SIZES

	UNICO 2.0	SQFT/PALLET	SQFT/BOX	BOXES/PALLET	PCS/BOX	WEIGHT/BOX	WEIGHT/PALLET
COPING	11.62 x 23.54 x 3/4"	205.2	5.7	36	3	54	1944

COPING



11.62 x 23.54 x 3/4"



TRAVERTINI

PEARLY CROSS | EY 12




TRAVERTINI

MISTY CROSS | EY 14




NOON

DAYLIGHT | NN 01 ST




NOON

EMBER | NN 02 ST



NOON

HONEY | NN 03 ST




QUARZITI 2.0

GLACIER | QR 01 NAT




QUARZITI 2.0

MOUNTAINS | QR 02 NAT




QUARZITI 2.0

WATERFALL | QR 03 NAT



QUARZITI 2.0

RIVER | QR 04 NAT



QUARZITI 2.0

MANTLE | QR 05 NAT

LEARN MORE

View the product page on Belgard.com for more information



TECHNICAL SPECS


- Coordinates with various porcelain paver lines
- Subtle bullnose edge on one side
- Use for steps or as coping for swimming pools
- Incredibly high breakage loads, up to 3,000 pounds
- High-density structure and ultra-low absorption rate provide a tight surface texture that fends off surface mold, moss, dirt and stains
- Unaffected by alkalis, acids, chemical agents, salt and other de-icing materials
- Structured top textures create non-slip surfaces
- Freeze-thaw resistant—100% frost-free and properties remain unaltered at temperatures ranging from -51.1° to + 60° C (-60°F to +140°F)
- Suitable for ADA-compliant installations

Due to the natural materials in our products, colors may vary from those shown on the cut sheet. We recommend viewing actual product samples to ensure the perfect color and finish for each project.

ASHLAR TANDEM™

Retaining | Freestanding

Virtual joints and a chiseled face create the look of a random stone facade for the versatile Tandem system that can build pillars, garden walls, and stylish outdoor kitchens and features.



FREESTANDING



RETAINING



COLUMNS



FIRE PITS



KITCHEN



STEPS

PALLET INFORMATION

ASHLAR TANDEM™		SQFT/ PALLET	SQFT/ LAYER	LAYER/ PALLET	UNITS/ PALLET	WEIGHT/ PALLET
3-PIECE	7 x 13 ³ / ₁₆ x 2 ⁵ / ₈	19.2	3.2	6	30	2082
	7 x 15 ³ / ₁₆ x 2 ⁵ / ₈	23.1	3.85		30	
	7 x 18 ³ / ₁₆ x 2 ⁵ / ₈	27	4.5		30	
COLUMN UNIT	7 x 18 ³ / ₁₆ x 2 ⁵ / ₈	45.43	9	5	45	1351

SHAPES & SIZES

3-PIECE



7 x 13³/₁₆ x 2⁵/₈



7 x 15³/₁₆ x 2⁵/₈



7 x 18³/₁₆ x 2⁵/₈

COLUMN UNIT



7 x 18³/₁₆ x 2⁵/₈



NEWPORT GRAY



SHELBY BLEND

LEARN MORE

View the product page on [Belgard.com](https://www.belgard.com) for more information



TECHNICAL SPECS

- Consistent height tolerances
- Build curved or straight retaining or freestanding walls
- Versatile system also builds columns, and a variety of outdoor features including kitchens, planters and built-in seating
- Offered in 3 sizes to allow for design versatility and customization
- Minimum outside radius of 6'
- Freestanding walls up to 28"
- Engineered 90° corners
- Gravity walls up to 3 feet* using a 1/2 inch setback per unit (4 degree system batter)
- Reinforced walls up to 8 feet
- System installs with the Tandem Modular Block or Omni Connectors

*Gravity wall heights are based on project specific conditions and may be lower than this value.

QUALITY FOR LIFE

Every step of our manufacturing process incorporates rigorous research, testing and quality assurance. We demand the highest quality from each of our facilities across North America. We believe in creating world-class building products that stand the test of time. See our lifetime warranty at [Belgard.com/Warranty](https://www.belgard.com/Warranty)

Due to the natural materials in our products, colors may vary from those shown on the cut sheet. We recommend viewing actual product samples to ensure the perfect color and finish for each project.

BRISA® WALL

Retaining | Freestanding

Create striking retaining walls, garden walls and outdoor kitchens with the realistic look of chiseled cut stone.



 FREESTANDING |
  RETAINING |
  COLUMNS |
  FIRE PITS |
  KITCHEN |
  STEPS

PALLET INFORMATION

BRISA®		SQFT/ PALLET	SQFT/ LAYER	LAYER/ PALLET	UNITS/ PALLET	WEIGHT/ PALLET
FREESTANDING WALL	6 x 6 x 5	3.75	1.5	5	30	2904
	6 x 10 x 5	6.25	2.5		30	
	6 x 16 x 5	20	8		60	
RETAINING WALL	6 x 6 x 8	3.75	1.25	3	15	2377
	6 x 10 x 8	6.25	2.09		15	
	6 x 16 x 8	20	6.67		30	
COR- NER	6 x 16 x 8	29	9.34	2	28	1648
CAP	3 x 8 x 13½	68	8	144	126	2886
CAP END	3 x 8 x 13½	6 SF 24 LF	3	2	36	854
WALL END	6 X 8 X 11	13.98	6.99	2	63	2395

SHAPES & SIZES

FREESTANDING WALL

-  6 x 6 x 5
-  6 x 10 x 5
-  6 x 16 x 5

RETAINING WALL

-  6 x 6 x 8
-  6 x 10 x 8
-  6 x 16 x 8

CORNER

-  6 x 16 x 8

CAP

-  3 x 8 x 13½

CAP END

-  3 x 8 x 13½

WALL END

-  6 X 8 X 11



HERITAGE



MOONLIGHT



NEWPORT GRAY

LEARN MORE

View the product page on [Belgard.com](https://www.belgard.com) for more information



TECHNICAL SPECS

- Ideal for garden walls, steps, columns, and outdoor features like kitchens, fire features, water features, built-in seating or planters
- Freestanding & gravity walls* up to 3 feet high, including buried course
- Build taller walls using geosynthetic reinforcement when designed by a qualified engineer
- Rear-lip for fast, accurate installation
- Freestanding Walls: 4-foot minimum radius using all 3 units
- Retaining Walls: 1"/9.5° Setback/ System batter
- Minimum outside radius, measured on the top course to the front of the units: 4 feet
- Minimum inside radius, measured on the base course to the front of the units: 8 feet

*Gravity wall heights are based on project specific conditions and may be lower than this value.

QUALITY FOR LIFE

Every step of our manufacturing process incorporates rigorous research, testing and quality assurance. We demand the highest quality from each of our facilities across North America. We believe in creating world-class building products that stand the test of time. See our lifetime warranty at [Belgard.com/Warranty](https://www.belgard.com/Warranty)

Due to the natural materials in our products, colors may vary from those shown on the cut sheet. We recommend viewing actual product samples to ensure the perfect color and finish for each project.

DIAMOND®

Retaining

This system features a split-stone face available with straight or beveled edges for the creation of straight or curved walls and terraces.



PALLET INFORMATION

DIAMOND®		SQFT/ PALLET	SQFT/ LAYER	LAYER/ PALLET	UNITS/ PALLET	WEIGHT/ PALLET
STRAIGHT	6 x 17¾ x 12	32.4	6.48	5	45	3061
LARGE STEP	6 x 16 x 12	16.08	4.02	4	24	2784
CAP	4 x 18 / 12 x 12	67.5 LNFT	11.25	6	54	3138

SHAPES & SIZES

STRAIGHT



LARGE STEP



CAP





CHARCOAL



GRAY



IRON BAY



TAN

LEARN MORE

View the product page on [Belgard.com](https://www.belgard.com) for more information



TECHNICAL SPECS

- Ideal for retaining walls, columns and steps
- The original rear-lip block
- Gravity walls up to 4 ft 6 in high, including buried course
- Build taller walls using geosynthetic reinforcement when designed by a qualified engineer
- Minimum outside radius, measured on the top course to the front of the units: 2 ft
- Minimum inside radius, measured on the base course to the front of the units: 4 ft
- Setback/System Batter: 1 1/8 inches/10.6 degrees.

*Gravity wall heights are based on project specific conditions and may be lower than this value.

QUALITY FOR LIFE


Every step of our manufacturing process incorporates rigorous research, testing and quality assurance. We demand the highest quality from each of our facilities across North America. We believe in creating world-class building products that stand the test of time. See our lifetime warranty at [Belgard.com/Warranty](https://www.belgard.com/Warranty)

Due to the natural materials in our products, colors may vary from those shown on the cut sheet. We recommend viewing actual product samples to ensure the perfect color and finish for each project.

DIAMOND PRO® AIR QUARRIED

Retaining

This innovative high-performance wall features an elegant chiseled stone look and is 30% lighter with efficiencies on every level.



RETAINING



COLUMNS



STEPS

PALLET INFORMATION

	DIAMOND PRO® AIR QUARRIED	SQFT/ PALLET	SQFT/ LAYER	LAYER/ PALLET	UNITS/ PALLET	WEIGHT/ PALLET
WALL BLOCK	8 x 18 x 11½	40	8	5	40	2060
CAP	4 x 18 / 12 x 12	67.5 LF	-	-	54	3138
CORNER	8 x 17 x 8	22.6	-	-	24	1980

SHAPES & SIZES

WALL BLOCK



8 x 18 x 11½

CAP



4 x 18 / 12 x 12

CORNER



8 x 17 x 8



ASHWOOD



IRON BAY



NEWPORT GRAY

LEARN MORE

View the product page on [Beldgard.com](https://Belgard.com) for more information



TECHNICAL SPECS

- Can be installed as a gravity wall or geogrid-reinforced wall
- Weighing only 54 lbs., this 1 square foot block maximizes installation and shipping efficiencies
- Front lug design produces a 9/16" per unit setback for a 4° system batter
- Cores align for easy filling
- Top course is placed upside down to increase capping efficiency
- Ideally situated for retaining walls up to 12 feet tall
- Can be used to build gravity walls up to 3' 4" high*, including the buried course
- Minimum outside radius, measured on the top course to the front of the units: 4 feet
- Minimum inside radius, measured on the base course to the front of the units: 6 feet

*Gravity wall heights are based on project specific conditions and may be lower than this value.

QUALITY FOR LIFE


Every step of our manufacturing process incorporates rigorous research, testing and quality assurance. We demand the highest quality from each of our facilities across North America. We believe in creating world-class building products that stand the test of time. See our lifetime warranty at Belgard.com/Warranty

Due to the natural materials in our products, colors may vary from those shown on the cut sheet. We recommend viewing actual product samples to ensure the perfect color and finish for each project.

DIAMOND PRO® AIR SMOOTH

Retaining

A sleek, near-vertical profile and smooth face deliver clean lines and modern impact to transform outdoor spaces with a block that is 30% lighter and offers efficiencies on every level.



RETAINING



STEPS



COLUMNS

PALLET INFORMATION

DIAMOND PRO® AIR SMOOTH		SQFT/ PALLET	SQFT/ LAYER	LAYER/ PALLET	UNITS/ PALLET	WEIGHT/ PALLET
BLOCK	8 x 18 x 11½	40	8	5	40	2040
CORNER	8 x 18 x 9	22.32	–	2	24	1970.4
CAP	4 x 18/12 x 13	27	–	6	54	3143.4

SHAPES & SIZES

BLOCK



8 x 18 x 11½

CORNER



8 x 18 x 9

4" CAP




4 x 18/12 x 13



ANTHRACITE



HICKORY



SHADED GRAY

LEARN MORE

View the product page on [Belgard.com](https://www.belgard.com) for more information



TECHNICAL SPECS

- Ideal for retaining walls, columns and steps
- Can be installed as a gravity wall or geogrid-reinforced wall
- Weighing only 54 lbs., this 1 square foot block maximizes installation and shipping efficiencies
- Front lug design produces a 9/16" per unit setback for a 4° system batter
- Cores align for easy filling
- Built-in handholds for easy handling
- Top course is placed upside down to increase capping efficiency
- Near-vertical geogrid-reinforced retaining walls up to 12 feet tall
- Gravity walls up to 3' 4" high*, including the buried course
- Minimum outside radius, measured on the top course to the front of the units: 4 feet
- Minimum inside radius, measured on the base course to the front of the units: 6 feet

*Gravity wall heights are based on project specific conditions and may be lower than this value.

QUALITY FOR LIFE

Every step of our manufacturing process incorporates rigorous research, testing and quality assurance. We demand the highest quality from each of our facilities across North America. We believe in creating world-class building products that stand the test of time. See our lifetime warranty at [Belgard.com/Warranty](https://www.belgard.com/Warranty)

Due to the natural materials in our products, colors may vary from those shown on the cut sheet. We recommend viewing actual product samples to ensure the perfect color and finish for each project.

DIAMOND PRO® AIR STRAIGHT

Retaining

A rugged split-stone face and crisp edges bring organic texture and timeless character to retaining and terraced walls—with a block that’s 30% lighter and offers efficiencies on every level.



RETAINING



STEPS



COLUMNS

PALLET INFORMATION

	DIAMOND PRO® AIR STRAIGHT	SQFT/ PALLET	SQFT/ LAYER	LAYER/ PALLET	UNITS/ PALLET	WEIGHT/ PALLET
BLOCK	8 x 18 x 11½	40	8	5	36	2040
CORNER	8 x 18 x 9	22.32	–	2	24	1970.4
CAP	4 x 18/12 x 13	27	–	6	54	3143.4

SHAPES & SIZES

BLOCK



8 x 18 x 11½

CORNER



8 x 18 x 9

CAP



4 x 18/12 x 13



CHARCOAL



GRAY



TAN

LEARN MORE

View the product page on Belgard.com for more information



TECHNICAL SPECS

- Ideal for retaining walls, columns and steps
- Can be installed as a gravity wall or geogrid-reinforced wall
- Weighing only 54 lbs., this 1 square foot block maximizes installation and shipping efficiencies
- Front lug design produces a 9/16" per unit setback for a 4° system batter
- Cores align for easy filling
- Built-in handholds for easy handling
- Top course is placed upside down to increase capping efficiency
- Near-vertical geogrid-reinforced retaining walls up to 12 feet tall
- Gravity walls up to 3' 4" high*, including the buried course
- Minimum outside radius, measured on the top course to the front of the units: 4 feet
- Minimum inside radius, measured on the base course to the front of the units: 6 feet

*Gravity wall heights are based on project specific conditions and may be lower than this value.

QUALITY FOR LIFE


Every step of our manufacturing process incorporates rigorous research, testing and quality assurance. We demand the highest quality from each of our facilities across North America. We believe in creating world-class building products that stand the test of time. See our lifetime warranty at Belgard.com/Warranty

Due to the natural materials in our products, colors may vary from those shown on the cut sheet. We recommend viewing actual product samples to ensure the perfect color and finish for each project.

DIAMOND PRO® QUARRIED

Retaining

The aesthetic look of natural unearthed stone is defined with a rugged face texture that adds depth and character to each retaining wall block.



RETAINING



COLUMNS



STEPS

PALLET INFORMATION

DIAMOND PRO® QUARRIED		SQFT/ PALLET	SQFT/ LAYER	LAYER/ PALLET	UNITS/ PALLET	WEIGHT/ PALLET
BLOCK	8 x 18 x 12	36	9	4	36	2773
CORNER	8 x 17 x 8	36	18	2	24	1921
CAP	4 x 18 / 12 x 12	67.5	11.25	6	54	3079

SHAPES & SIZES

BLOCK



8 x 18 x 12

CORNER



8 x 17 x 8

CAP



4 x 18 / 12 x 12



ASHWOOD



IRON BAY



NEWPORT GRAY

LEARN MORE

View the product page on [Beldgard.com](http://Belgard.com) for more information



TECHNICAL SPECS

- Ideal for retaining walls, columns and steps
- Rear-lip locator
- Large cores for ease in handling
- Matching corner and cap for a seamless appearance
- Gravity walls can be built up to 4 ft high*, including buried course with a 7.1° batter
- Walls in excess of 50 ft high have been built with Diamond Pro when combined with geosynthetic reinforcement
- Minimum outside radius, measured from the top course to the front of the units: 4 ft
- Minimum inside radius, measured on the base course to the front of the units: 6 ft

*Gravity wall heights are based on project specific conditions and may be lower than this value.

QUALITY FOR LIFE


Every step of our manufacturing process incorporates rigorous research, testing and quality assurance. We demand the highest quality from each of our facilities across North America. We believe in creating world-class building products that stand the test of time. See our lifetime warranty at Beldgard.com/Warranty

Due to the natural materials in our products, colors may vary from those shown on the cut sheet. We recommend viewing actual product samples to ensure the perfect color and finish for each project.

DIAMOND PRO® SMOOTH

Retaining

Modern and sleek, the refined look and smooth texture combine with the time-tested strength of the Diamond Pro System to offer elegantly durable retaining walls.



RETAINING



COLUMNS



STEPS

PALLET INFORMATION

	DIAMOND PRO® SMOOTH	SQFT/ PALLET	SQFT/ LAYER	LAYER/ PALLET	UNITS/ PALLET	WEIGHT/ PALLET
BLOCK	8 x 18 x 12	36	9	4	36	2773
CORNER	8 x 17 x 8	36	15	2	24	1921
CAP	4 x 18 / 12 x 13	67.5	12.25	6	54	3079

SHAPES & SIZES

BLOCK



8 x 18 x 12

CORNER



8 x 17 x 8

CAP



4 x 18 / 12 x 13



MIDNIGHT



MOONLIGHT



NEWPORT GRAY

LEARN MORE

View the product page on Belgard.com for more information



TECHNICAL SPECS

- Ideal for retaining walls, columns and steps
- Rear-lip locator
- Large cores for ease in handling
- Matching corner and cap for a seamless appearance
- Gravity walls can be built up to 4 ft high*, including buried course with a 7.1° batter
- Walls in excess of 50 ft high have been built with Diamond Pro when combined with geosynthetic reinforcement
- Minimum outside radius, measured from the top course to the front of the units: 4 ft
- Minimum inside radius, measured on the base course to the front of the units: 6 ft

*Gravity wall heights are based on project specific conditions and may be lower than this value.

QUALITY FOR LIFE


Every step of our manufacturing process incorporates rigorous research, testing and quality assurance. We demand the highest quality from each of our facilities across North America. We believe in creating world-class building products that stand the test of time. See our lifetime warranty at Belgard.com/Warranty

Due to the natural materials in our products, colors may vary from those shown on the cut sheet. We recommend viewing actual product samples to ensure the perfect color and finish for each project.

DIAMOND PRO® STONE CUT

Retaining

Ideal for large-scale projects, this wall system features a classic rough-hewn split stone face with a weathered look.



RETAINING



COLUMNS



STEPS

PALLET INFORMATION

DIAMOND PRO® STONE CUT		SQFT/ PALLET	SQFT/ LAYER	LAYER/ PALLET	UNITS/ PALLET	WEIGHT/ PALLET
LARGE	8 x 18 x 12	36	8	4	32	2771
VIRTUAL JOINT	8 x 18 x 12	32	8	4	32	2515
CORNER	8 x 18 x 9	32	8	4	32	3676

SHAPES & SIZES

LARGE



8 x 18 x 12

VIRTUAL JOINT



8 x 18 x 12

CORNER



8 x 18 x 9



ASHBURY HAZE



BROWN STONE



GASCONY TAN



PEWTER



RIVER BLEND

LEARN MORE

View the product page on Belgard.com for more information



TECHNICAL SPECS

- Available with either a solid face or virtual joint face for design flexibility
- Ideal for retaining walls, columns and steps
- Rear-lip locator
- Large cores for ease in handling
- Matching corner and cap for a seamless appearance
- Gravity walls can be built up to 4 ft high*, including buried course with a 7.1° batter
- Walls in excess of 50 ft high have been built with Diamond Pro when combined with geosynthetic reinforcement
- Minimum outside radius, measured from the top course to the front of the units: 4 ft
- Minimum inside radius, measured on the base course to the front of the units: 6 ft

*Gravity wall heights are based on project specific conditions and may be lower than this value.

QUALITY FOR LIFE

Every step of our manufacturing process incorporates rigorous research, testing and quality assurance. We demand the highest quality from each of our facilities across North America. We believe in creating world-class building products that stand the test of time. See our lifetime warranty at Belgard.com/Warranty

Due to the natural materials in our products, colors may vary from those shown on the cut sheet. We recommend viewing actual product samples to ensure the perfect color and finish for each project.

DIAMOND PRO® STRAIGHT

Retaining

With tailored beveled edges, the split-face texture of this wall offers a classic look featuring a uniform surface and a time-worn organic appearance ideal for large-scale projects.



RETAINING



COLUMNS



STEPS

PALLET INFORMATION

DIAMOND PRO® STRAIGHT		SQFT/ PALLET	SQFT/ LAYER	LAYER/ PALLET	UNITS/ PALLET	WEIGHT/ PALLET
STRAIGHT	8 x 18 x 12	36	9	4	36	2773
CORNER	8 x 18 x 9	20	10	2	20	2601

SHAPES & SIZES

STRAIGHT



8 x 18 x 12

CORNER



8 x 18 x 9



CHARCOAL



GRAY



IRON BAY



TAN

LEARN MORE

View the product page on Belgard.com for more information



TECHNICAL SPECS

- Ideal for retaining walls, columns and steps
- Rear-lip locator
- Large cores for ease in handling
- Matching corner and cap for a seamless appearance
- Gravity walls can be built up to 4 ft high*, including buried course with a 7.1° batter
- Walls in excess of 50 ft high have been built with Diamond Pro when combined with geosynthetic reinforcement
- Minimum outside radius, measured from the top course to the front of the units: 4 ft
- Minimum inside radius, measured on the base course to the front of the units: 6 ft

*Gravity wall heights are based on project specific conditions and may be lower than this value.

QUALITY FOR LIFE


Every step of our manufacturing process incorporates rigorous research, testing and quality assurance. We demand the highest quality from each of our facilities across North America. We believe in creating world-class building products that stand the test of time. See our lifetime warranty at Belgard.com/Warranty

Due to the natural materials in our products, colors may vary from those shown on the cut sheet. We recommend viewing actual product samples to ensure the perfect color and finish for each project.

HIGHLAND STONE®

Retaining | Freestanding

The rough-hewn face and multiple pieces of this wall provide a natural stone aesthetic with a rustic hand-stacked look. Each block has a rugged, varied split-stone appearance.



 FREESTANDING |
  RETAINING |
  COLUMNS |
  FIRE PITS |
  KITCHEN |
  STEPS

PALLET INFORMATION

HIGHLAND STONE®		SQFT/ PALLET	SQFT/ LAYER	LAYER/ PALLET	UNITS/ PALLET	WEIGHT/ PALLET
FREESTANDING WALL	6 x 6/4 x 9	20	2.1	3	30	3280
	6 x 12/10 x 9		4.6			
	6 x 18/16 x 9	29	7	4	40	3480
RETAINING WALL	6 x 6 x 12	20	2.25	3	27	2912
	6 x 12 x 12		4.5			
	6 x 18 x 12	27	6.75	4	36	2598
STEP	6 x 16 x 12	16.08	4.02	4	24	2832
CAP	3 x 18 / 12 x 13	-	-	8	72	2560
COL- UMN	6 x 18 x 9	22.6	11.3	2	20	1560

SHAPES & SIZES

FREESTANDING WALL



RETAINING WALL



STEP



CAP



COLUMN





BROWN STONE



GRAY STONE



RIVER BLEND



SAND STONE

LEARN MORE

View the product page on [Beldgard.com](http://Belgard.com) for more information



TECHNICAL SPECS

- Create straight or curved retaining or freestanding walls
- Ideal for columns, outdoor kitchens, fire features and steps
- Rear-lip block makes installation fast and accurate
- Freestanding walls can be built up to 3 ft high, including buried course, but excluding the cap
- Gravity walls up to 4 ft 6 in high, including buried course*
- Taller walls can be built using geosynthetic reinforcement when designed by a qualified engineer
- Minimum outside radius, measured on the top course to the front of the units: 4 ft
- Minimum inside radius, measured on the base course to the front of the units: 8 ft

*Gravity wall heights are based on project specific conditions and may be lower than this value.

QUALITY FOR LIFE

Every step of our manufacturing process incorporates rigorous research, testing and quality assurance. We demand the highest quality from each of our facilities across North America. We believe in creating world-class building products that stand the test of time. See our lifetime warranty at Belgard.com/Warranty

Due to the natural materials in our products, colors may vary from those shown on the cut sheet. We recommend viewing actual product samples to ensure the perfect color and finish for each project.

LAMINA TANDEM™

Retaining | Freestanding

The look and feel of multiple layers of natural stacked stone is defined by a chiseled texture and a unique z-shape that allows for a seamless connection between units.



FREESTANDING |
 RETAINING |
 COLUMNS |
 FIRE PITS |
 KITCHEN |
 STEPS

PALLET INFORMATION

LAMINA TANDEM™		SQFT/ PALLET	SQFT/ LAYER	LAYER/ PALLET	UNITS/ PALLET	WEIGHT/ PALLET
3-PIECE	7 x 13 ³ / ₁₆ x 2 ⁵ / ₈	15.576	2.596	6	24	1666
	7 x 15 ³ / ₁₆ x 2 ⁵ / ₈	18.696	3.116		24	
	7 x 18 ³ / ₁₆ x 2 ⁵ / ₈	21.816	3.636		24	
COLUMN UNIT	7 x 18 ¹ / ₂ x 2 ⁵ / ₈	45.43	9	5	45	1313

SHAPES & SIZES

3-PIECE

- 7 x 13³/₁₆ x 2⁵/₈
- 7 x 15³/₁₆ x 2⁵/₈
- 7 x 18³/₁₆ x 2⁵/₈

COLUMN UNIT

- 7 x 18¹/₂ x 2⁵/₈



PEWTER



SCANDINA GRAY



SIENNA BLEND

LEARN MORE

View the product page on [Beldgard.com](https://Belgard.com) for more information



TECHNICAL SPECS

- Consistent height tolerances
- Build curved or straight retaining or freestanding walls
- Versatile system also builds columns, and a variety of outdoor features including kitchens, planters and built-in seating
- Offered in 3 sizes to allow for design versatility and customization
- Minimum outside radius of 6'
- Freestanding walls up to 28"
- Engineered 90° corners
- Gravity walls up to 3 feet* using a 1/2 inch setback per unit (4 degree system batter)
- Reinforced walls up to 8 feet
- System installs with the Tandem Modular Block or Omni Connectors

*Gravity wall heights are based on project specific conditions and may be lower than this value.

QUALITY FOR LIFE

Every step of our manufacturing process incorporates rigorous research, testing and quality assurance. We demand the highest quality from each of our facilities across North America. We believe in creating world-class building products that stand the test of time. See our lifetime warranty at Belgard.com/Warranty

Due to the natural materials in our products, colors may vary from those shown on the cut sheet. We recommend viewing actual product samples to ensure the perfect color and finish for each project.

MELVILLE TANDEM™

Retaining | Freestanding

A distinctive smooth face and large format size provide a modern aesthetic for a wide variety of outdoor living projects including retaining walls, kitchens, built-in seating and more.



FREESTANDING



RETAINING



COLUMNS



FIRE PITS



KITCHEN



STEPS

PALLET INFORMATION

MELVILLE TANDEM™		SQFT/ PALLET	SQFT/ LAYER	LAYER/ PALLET	UNITS/ PALLET	WEIGHT/ PALLET
3-PIECE	7 x 13 ³ / ₁₆ x 2 ⁵ / ₈	19.2	3.2	6	30	2082
	7 x 15 ³ / ₁₆ x 2 ⁵ / ₈	23.1	3.85		30	
	7 x 18 ⁷ / ₁₆ x 2 ⁵ / ₈	27	4.5		30	
COLUMN UNIT	7 x 15 ³ / ₂ x 2 ⁵ / ₈	45.43	9	5	45	1351

SHAPES & SIZES

3-PIECE



7 x 13³/₁₆ x 2⁵/₈



7 x 15³/₁₆ x 2⁵/₈



7 x 18⁷/₁₆ x 2⁵/₈

COLUMN UNIT



7 x 15³/₂ x 2⁵/₈



ANTHRACITE



SCANDINA GRAY

LEARN MORE

View the product page on [Belgard.com](https://www.belgard.com) for more information



TECHNICAL SPECS

- Build curved or straight retaining or freestanding walls
- Versatile system also builds columns, and a variety of outdoor features including kitchens, planters and built-in seating
- Offered in 3 sizes to allow for design versatility and customization
- Minimum outside radius of 6'
- Freestanding walls up to 28"
- Engineered 90° corners
- Gravity walls up to 3 feet* using a 1/2 inch setback per unit (4 degree system batter)
- Reinforced walls up to 8 feet
- Coordinates with Melville Wall and the Melville Series of outdoor living feature
- System installs with the Tandem Modular Block or Omni Connectors

*Gravity wall heights are based on project specific conditions and may be lower than this value.

QUALITY FOR LIFE

Every step of our manufacturing process incorporates rigorous research, testing and quality assurance. We demand the highest quality from each of our facilities across North America. We believe in creating world-class building products that stand the test of time. See our lifetime warranty at [Belgard.com/Warranty](https://www.belgard.com/Warranty)

Due to the natural materials in our products, colors may vary from those shown on the cut sheet. We recommend viewing actual product samples to ensure the perfect color and finish for each project.

MELVILLE™ WALL

Garden | Freestanding

Distinctive smooth faces, subtle edges and clean design make this wall stand out for the modern aesthetics it provides. The system is comprised of a double-sided wall unit, along with a matching cap.



FREESTANDING



GARDEN



COLUMNS



FIRE PITS



KITCHEN



STEPS

PALLET INFORMATION

MELVILLE™ WALL		SQFT/ PALLET	SQFT/ LAYER	LAYER/ PALLET	UNITS/ PALLET	WEIGHT/ PALLET
WALL BLOCK	4 x 20 x 10	26.67	4.44	6	48	3060
WEDGE	4 x 9½ x 10	-	-	6	72	1921
CAP	2 x 20 x 13	100 LF	10 LF	10	60	2881

SHAPES & SIZES

WALL BLOCK



WEDGE



CAP





ANTHRACITE



HICKORY



SCANDINA GRAY



SHADED GRAY

LEARN MORE

View the product page on [Beldgard.com](https://Belgard.com) for more information



TECHNICAL SPECS

- Build curved or straight freestanding walls
- Versatile system also builds columns, and a variety of outdoor features including kitchens, planters, steps and fire pits
- Matching cap provides a seamless aesthetic
- Integrate cap into wall design to create depth and custom appearance
- Multiple installation patterns
- Smooth face and aesthetics pair well with Melville Tandem and our pre-built Melville Series of fire and kitchen features
- Simplistic design allows for easy installation of walls and other outdoor features
- 2 foot maximum height is perfect for garden and planter walls

QUALITY FOR LIFE


Every step of our manufacturing process incorporates rigorous research, testing and quality assurance. We demand the highest quality from each of our facilities across North America. We believe in creating world-class building products that stand the test of time. See our lifetime warranty at Belgard.com/Warranty

Due to the natural materials in our products, colors may vary from those shown on the cut sheet. We recommend viewing actual product samples to ensure the perfect color and finish for each project.

STERLING®

Retaining | Freestanding | Column

The classic split-stone look of this retaining wall block is paired with an innovative design that allows the block to be split in half to create two-sided freestanding walls.



FREESTANDING



RETAINING



COLUMNS



FIRE PITS



KITCHEN



STEPS

PALLET INFORMATION

STERLING®		SQFT/ PALLET	SQFT/ LAYER	LAYER/ PALLET	UNITS/ PALLET	WEIGHT/ PALLET
BLOCK	6 x 17¾ x 12	33.75	6.75	5	45	3455
CAP	3 x 18 / 12 x 13	-	-	8	72	3525

SHAPES & SIZES

BLOCK



6 x 17¾ x 12


CAP



3 x 18 / 12 x 13



GRAY



IRON BAY



MIDNIGHT



NEWPORT GRAY



TAN



TEAK

LEARN MORE

View the product page on Belgard.com for more information



TECHNICAL SPECS

- Ideal for columns, fire features, outdoor kitchens and steps
- Build retaining walls with easy pin alignment and side view for placement visualization
- Score marks for splitting block to make a two-sided freestanding wall unit
- Center score mark provides guide for splitting to make corner or column units
- Hand holds allow for easier handling during installation
- Maximum gravity retaining wall height is 4 ft*
- Retaining wall minimum inside radius, measured on the base course to the front of the units: 6 ft
- Retaining wall minimum outside radius, measured on the top course to the front of the units: 4 ft
- Maximum freestanding wall (FSW) height is 3 ft*
- Freestanding wall minimum radius 4 ft
- Maximum column height is 4 ft*
- Segmental retaining wall setback/ system batter 10.6°

*Gravity wall heights are based on project specific conditions and may be lower than this value.

QUALITY FOR LIFE


Every step of our manufacturing process incorporates rigorous research, testing and quality assurance. We demand the highest quality from each of our facilities across North America. We believe in creating world-class building products that stand the test of time. See our lifetime warranty at Belgard.com/Warranty

Due to the natural materials in our products, colors may vary from those shown on the cut sheet. We recommend viewing actual product samples to ensure the perfect color and finish for each project.

VANGUARD

Retaining | Freestanding

Versatile smooth-faced wall system creates coordinated contemporary retaining walls, freestanding walls and outdoor features for a cohesive design.



RETAINING



FREESTANDING



GARDEN



COLUMNS

PALLET INFORMATION

VANGUARD		SQFT/ PALLET	UNITS/ LAYER	SQFT/ LAYER	LAYER/ PALLET	WEIGHT/ PALLET
3-PIECE	6 x 6/4 x 10	28.4	4	5.68	5	1921
	6 x 12/10 x 10		4			
	6 x 16/14 x 10		4			
CAP	3 x 18 x 13	72	6	9	8	2652

SHAPES & SIZES

3-PIECE



6 x 6/4 x 10



6 x 12/10 x 10



6 x 16/14 x 10

CAP



3 x 18 x 13

PINS



5 x 1/2 diameter
2 pins / block
(Sold separately. For SRW application only)



ANTHRACITE



HICKORY



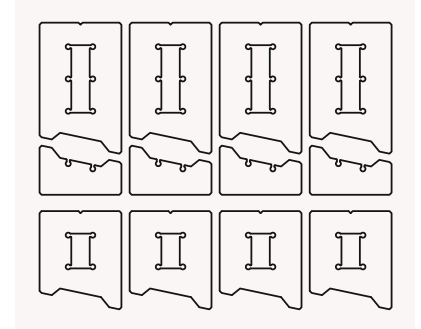
SHADED GRAY

LEARN MORE

View the product page on Belgard.com for more information



PALLET LAYOUT



TECHNICAL SPECS

- Builds walls, seating and columns from one system
- Gravity retaining walls up to 3 ft. and freestanding walls up to 2 ft. 6 in.
- Lightweight open-core units for easier handling and cutting
- Open slotted pinholes to help form inside and outside curves
- Integrated corner solution to finish turns and ends without extra pieces
- Shared pin design with Diamond® Pro PS for cross-platform consistency

*Gravity wall heights are based on project specific conditions and may be lower than this value.

QUALITY FOR LIFE

Every step of our manufacturing process incorporates rigorous research, testing and quality assurance. We demand the highest quality from each of our facilities across North America. We believe in creating world-class building products that stand the test of time. See our lifetime warranty at Belgard.com/Warranty

Due to the natural materials in our products, colors may vary from those shown on the cut sheet. We recommend viewing actual product samples to ensure the perfect color and finish for each project.

WESTON STONE™

Garden | Freestanding

Offering the look of tumbled cut stone, this wall block is double-sided for the design flexibility to create a wide variety of garden walls and outdoor living features.



FREESTANDING



GARDEN



COLUMNS



FIRE PITS



KITCHEN



STEPS

PALLET INFORMATION

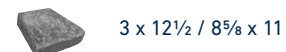
WESTON STONE™		SQFT/ PALLET	SQFT/ LAYER	LAYER/ PALLET	UNITS/ PALLET	WEIGHT/ PALLET
UNI- VERSAL	4 x 12 x 8	39.6	6.6	6	120	3614
CAP	3 x 12½ / 8⅝ x 11	-	-	8	96	2624

SHAPES & SIZES

UNIVERSAL



CAP





HICKORY



IRON BAY



MIDNIGHT



SHADED GRAY

LEARN MORE

View the product page on [Belgard.com](https://www.belgard.com) for more information



TECHNICAL SPECS

- Plantable wall designs and columns can be easily created
- Create a wide variety of custom outdoor living features including kitchens, built-in seating and fire features
- Build freeform walls with minimal cuts
- Can be used to build gravity walls up to 2 feet high*, including the buried course
- Minimum outside radius, measured on the top course to the front of the units: 5 feet
- Minimum inside radius, measured on the base course to the front of the units: 3 feet

*Gravity wall heights are based on project specific conditions and may be lower than this value.

QUALITY FOR LIFE

Every step of our manufacturing process incorporates rigorous research, testing and quality assurance. We demand the highest quality from each of our facilities across North America. We believe in creating world-class building products that stand the test of time. See our lifetime warranty at [Belgard.com/Warranty](https://www.belgard.com/Warranty)

Due to the natural materials in our products, colors may vary from those shown on the cut sheet. We recommend viewing actual product samples to ensure the perfect color and finish for each project.

DELMARO

Coping | 60mm

Contemporary styling in a small-format size creates a clean, continuous finished look of freeform pool and step designs.



MODULAR
SIZING

PALLET INFORMATION

DELMARO		LNFT/ PALLET	UNITS/ LAYER	LNFT/ LAYER	LAYER/ PALLET	WEIGHT/ PALLET
COPING 60MM	6 x 12 x 2 ³ / ₈	54	36	18	3	1580

SHAPES & SIZES

COPING | 60MM




6 x 12 x 2³/₈



BOURBON



FOG



MIDNIGHT



PEARL

LEARN MORE

View the product page on [Belgard.com](https://www.belgard.com) for more information



TECHNICAL SPECS

- Easily follows both straight and curved pools and step edges
- Sized for freeform and radius applications difficult for larger units
- Front finished edge provides a clean waterline or tread detail
- True 3" incremental sizing compatible with all modular paver styles—look for Modular Sizing icon
- Edge detail matches Dimensions and Origins pavers for consistent transitions
- Modular dimensions simplify estimating and ordering
- Sizing and dimensions simplify installation and reduce cuts and waste

QUALITY FOR LIFE

Every step of our manufacturing process incorporates rigorous research, testing and quality assurance. We demand the highest quality from each of our facilities across North America. We believe in creating world-class building products that stand the test of time. See our lifetime warranty at [Belgard.com/Warranty](https://www.belgard.com/Warranty)

Due to the natural materials in our products, colors may vary from those shown on the cut sheet. We recommend viewing actual product samples to ensure the perfect color and finish for each project.

ESPLANADE™ CAPS

Pillar | Seat Wall | Fire Pit

Featuring the natural appearance and texture of chiseled stone with integrated color throughout, each cap makes it simple to complement walls, steps and planters for a complete look.



PALLET INFORMATION

FIREPIT CAP		LNFT/ PALLET	LNFT/ LAYER	LAYER/ PALLET	UNITS/ PALLET	WEIGHT/ PALLET
CAP	56 Outside Diameter x 2½ 35 Inside Diameter	-	-	-	8	626
PILLAR CAPS		LNFT/ PALLET	LNFT/ LAYER	LAYER/ PALLET	UNITS/ PALLET	WEIGHT/ PALLET
30" CAP	30 x 30 x 2½	-	-	-	6	1081
24" CAP	24 X 24 X 2½	-	-	-	8	950
SEAT WALL CAP		LNFT/ PALLET	LNFT/ LAYER	LAYER/ PALLET	UNITS/ PALLET	WEIGHT/ PALLET
CAP	14 x 30 x 2½	-	-	-	18	1513

SHAPES & SIZES

CAP



56 Outside
Diameter x 2½
35 Inside Diameter

30" CAP



30 x 30 x 2½

24" CAP



24 x 24 x 2½

CAP



14 x 30 x 2½



ANTHRACITE

Swatch represents product color only, not surface texture



LIMESTONE

Swatch represents product color only, not surface texture

LEARN MORE

View the product page on **Belgard.com** for more information



TECHNICAL SPECS

- Integrated color throughout each unit
- Chiseled texture on edges with flat top
- Multiple sizes and shapes
- Add a finished look to columns, seat walls, fire features, landscape walls and more

QUALITY FOR LIFE

Every step of our manufacturing process incorporates rigorous research, testing and quality assurance. We demand the highest quality from each of our facilities across North America. We believe in creating world-class building products that stand the test of time. See our lifetime warranty at **Belgard.com/Warranty**

Due to the natural materials in our products, colors may vary from those shown on the cut sheet. We recommend viewing actual product samples to ensure the perfect color and finish for each project.

GRAVA

Coping | 60mm

Enriched with DuraFusion Technology for enhanced texture and wear-resistance, an elongated shape and distinctive slate-inspired texture provide a striking finishing touch to pools, steps and outdoor features.

AVAILABLE SPRING 2026



MODULAR
SIZING



DURAFUSION
TECHNOLOGY



FIRE PITS



STEP TREADS

PALLET INFORMATION

GRAVA		LNFT/ PALLET	UNITS/ LAYER	LNFT/ LAYER	LAYER/ PALLET	WEIGHT/ PALLET
COPING 60MM	36 x 15 x 2 3/8	54	3	9	6	3222

SHAPES & SIZES

COPING | 60MM



36 x 15 x 2 3/8



ASHWOOD 



ASPEN 



CHESWICK 



IRON BAY 



NEWPORT GRAY 




TEAK 

LEARN MORE

View the product page on [Belgard.com](https://www.belgard.com) for more information



PALLET LAYOUT



TECHNICAL SPECS

- Finishes straight pools, steps and wall caps with one coordinated look
- Front finished edge provides a clean waterline or tread detail
- True 3" incremental sizing compatible with all modular paver styles—look for Modular Sizing icon
- Edge detail and texture matches Origins pavers for consistent transitions
- Modular dimensions simplify estimating and ordering
- Sizing and dimensions simplify installation and reduce cuts and waste
- Large format, DuraFusion coping option for ultra premium finish

DuraFusion™ Technology

A bold, vibrant finish with a smoother, tighter texture.

QUALITY FOR LIFE

Every step of our manufacturing process incorporates rigorous research, testing and quality assurance. We demand the highest quality from each of our facilities across North America. We believe in creating world-class building products that stand the test of time. See our lifetime warranty at [Belgard.com/Warranty](https://www.belgard.com/Warranty)

Due to the natural materials in our products, colors may vary from those shown on the cut sheet. We recommend viewing actual product samples to ensure the perfect color and finish for each project.

MARINA™

Coping | 60mm

The smooth surface texture and refined, rounded edges make this bullnose coping a classic finishing touch to enhance pools and a variety of outdoor features.



PALLET INFORMATION

MARINA™ COPING		LNFT/ PALLET	LNFT/ LAYER	LAYER/ PALLET	UNITS/ PALLET	WEIGHT/ PALLET
60MM	5 ¹⁵ / ₁₆ x 11 ¹³ / ₁₆ x 2 ³ / ₁₆	-	-	5	195	2757

SHAPES & SIZES

COPING | 60MM



5¹⁵/₁₆ x 11¹³/₁₆ x 2³/₁₆



BOURBON



IRON BAY



MIDNIGHT

LEARN MORE

View the product page on Belgard.com for more information



TECHNICAL SPECS

- Rounded edges protect feet and hands when getting out of a pool or going up and down steps
- Provides a finished edge that blends seamlessly with patios and pool decks
- Helps pool or spa hold its shape by keeping walls straight and rigid, and protects surrounding area from water damage
- Can be used to provide a finishing touch to steps, planters, walkways, and terraced patios

QUALITY FOR LIFE

Every step of our manufacturing process incorporates rigorous research, testing and quality assurance. We demand the highest quality from each of our facilities across North America. We believe in creating world-class building products that stand the test of time. See our lifetime warranty at Belgard.com/Warranty

Due to the natural materials in our products, colors may vary from those shown on the cut sheet. We recommend viewing actual product samples to ensure the perfect color and finish for each project.

MELVILLE™

Curb

The smooth, contemporary finish complements any outdoor space with an elongated shape and flexible installation options for a unique finishing touch.



PALLET INFORMATION

MELVILLE™ CURB	LNFT/ PALLET	LNFT/ LAYER	LAYER/ PALLET	UNITS/ PALLET	WEIGHT/ PALLET	
CURB	4 x 24 x 6½	96	24	4	48	2480

SHAPES & SIZES

CURB



4 x 24 x 6½



BOURBON



FOG



MIDNIGHT



PEARL

LEARN MORE

View the product page on Belgard.com for more information



TECHNICAL SPECS

- Perfect complement for oversized slabs and pavers
- Elegant finishing touch for driveways, walkways and gardens
- Pairs well with Melville walls and fire features
- Bury the course for low-profile curbing or lay at full height for a more dimensional look

QUALITY FOR LIFE

Every step of our manufacturing process incorporates rigorous research, testing and quality assurance. We demand the highest quality from each of our facilities across North America. We believe in creating world-class building products that stand the test of time. See our lifetime warranty at Belgard.com/Warranty


Due to the natural materials in our products, colors may vary from those shown on the cut sheet. We recommend viewing actual product samples to ensure the perfect color and finish for each project.

MODENA

Coping | 60mm

Enriched with DuraFusion Technology for enhanced texture and wear-resistance, a modern elongated shape and elegantly smooth face provide a graceful finishing touch to pools, steps and outdoor features.

AVAILABLE SPRING 2026



MODULAR
SIZING



DURAFUSION
TECHNOLOGY



FIRE PITS



STEPS

PALLET INFORMATION

MODENA		LNFT/ PALLET	UNITS/ LAYER	LNFT/ LAYER	LAYER/ PALLET	WEIGHT/ PALLET
COPING 60MM	36 x 15 x 2 $\frac{3}{8}$	54	3	9	6	3222

SHAPES & SIZES

COPING | 60MM



36 x 15 x 2 $\frac{3}{8}$



ANTHRACITE 



ASPEN 



HICKORY 



SCANDINA GRAY 



SEPIA 




SHADED GRAY 

LEARN MORE

View the product page on [Beldgard.com](https://Belgard.com) for more information




PALLET LAYOUT



TECHNICAL SPECS

- Finishes straight pools, steps and wall caps with one coordinated look
- Front finished edge for a clean waterline or tread detail
- True 3" incremental sizing compatible with all modular paver styles—look for Modular Sizing icon
- Edge detail matches Dimensions and Origins pavers for consistent transitions
- Modular dimensions simplify estimating and ordering
- Sizing and dimensions simplify installation and reduce cuts and waste
- Large format, DuraFusion coping option for ultra premium finish

 **DuraFusion™ Technology**
A bold, vibrant finish with a smoother, tighter texture.

QUALITY FOR LIFE


Every step of our manufacturing process incorporates rigorous research, testing and quality assurance. We demand the highest quality from each of our facilities across North America. We believe in creating world-class building products that stand the test of time. See our lifetime warranty at Belgard.com/Warranty

Due to the natural materials in our products, colors may vary from those shown on the cut sheet. We recommend viewing actual product samples to ensure the perfect color and finish for each project.

ANGLIA EDGER™

Edger

Larger edger units feature a chiseled finish and tapered edges to provide an elegant complement to driveways, patios, walkways and flower beds.




PALLET INFORMATION

ANGLIA EDGER®		LNFT/ PALLET	LNFT/ LAYER	LAYER/ PALLET	UNITS/ PALLET	WEIGHT/ PALLET
EDGER UNITS	5 1/4 x 7 5/8 x 8	69.75	-	3	16	2550
	5 1/4 x 10 x 8		-		16	
	5 1/4 x 15 5/8 x 8		-		16	
	5 1/4 x 17 3/4 x 8		-		24	

SHAPES & SIZES

EDGER UNITS





GASCONY TAN



IRON BAY

LEARN MORE

View the product page on [Belgard.com](https://www.belgard.com) for more information



TECHNICAL SPECS

- Tapered ends create either curves or straight installation
- 8" height simulates natural stone curbing
- Multiple lengths offer a random look and flexible installation
- Large scale pieces create efficient installation

QUALITY FOR LIFE

Every step of our manufacturing process incorporates rigorous research, testing and quality assurance. We demand the highest quality from each of our facilities across North America. We believe in creating world-class building products that stand the test of time. See our lifetime warranty at [Belgard.com/Warranty](https://www.belgard.com/Warranty)

Due to the natural materials in our products, colors may vary from those shown on the cut sheet. We recommend viewing actual product samples to ensure the perfect color and finish for each project.

EDGESTONE

Edger

With a smooth texture and chiseled edge, these versatile edgers add a finishing touch to garden beds or can be used to define borders between different outdoor areas.



PALLET INFORMATION

EDGESTONE		LNFT/ PALLET	LNFT/ LAYER	LAYER/ PALLET	UNITS/ PALLET	WEIGHT/ PALLET
EDGER	4 x 12 x 3	74	-	9	288	3065

SHAPES & SIZES

EDGER



4 x 12 x 3



CAMBRAY TAN



CHARCOAL



TAN/BROWN

LEARN MORE

View the product page on [Belgard.com](https://www.belgard.com) for more information



TECHNICAL SPECS

- Elongated shape
- Designed for easy curved or straight borders
- Simple installation

QUALITY FOR LIFE

Every step of our manufacturing process incorporates rigorous research, testing and quality assurance. We demand the highest quality from each of our facilities across North America. We believe in creating world-class building products that stand the test of time. See our lifetime warranty at [Belgard.com/Warranty](https://www.belgard.com/Warranty)

Due to the natural materials in our products, colors may vary from those shown on the cut sheet. We recommend viewing actual product samples to ensure the perfect color and finish for each project.

GRANIKA STEP®

Step Unit

The natural granite look offers a quarried face on the step tread with smooth sides to create longer treads. The double-sided rise texture allows rotation for optimal aesthetics.



PALLET INFORMATION

GRANIKA STEP®		LNFT/ PALLET	LNFT/ LAYER	LAYER/ PALLET	UNITS/ PALLET	WEIGHT/ PALLET
STEP UNIT	6 x 48 x 18	9	3	8	278	2656

SHAPES & SIZES

STEP UNIT



6 x 48 x 18



ASHBURY HAZE



GRAY



IRON BAY



MIDNIGHT



NEWPORT GRAY



TAN



TEAK

LEARN MORE

View the product page on [Beldgard.com](http://Belgard.com) for more information



TECHNICAL SPECS

- Double-sided texture and two unique faces on the rise allow steps to be rotated for optimal aesthetics
- Smooth sides allow steps to be placed side by side for longer treads
- Granite-like texture on tread surface
- Even bottom and consistent size offer installation ease
- Palletized for easy removal by skid-steer loader
- Dry-cast production provides consistent color throughout unit
- Riser faces are uniquely designed to nest together, creating an optional landing with a narrow joint

QUALITY FOR LIFE


Every step of our manufacturing process incorporates rigorous research, testing and quality assurance. We demand the highest quality from each of our facilities across North America. We believe in creating world-class building products that stand the test of time. See our lifetime warranty at Belgard.com/Warranty

Due to the natural materials in our products, colors may vary from those shown on the cut sheet. We recommend viewing actual product samples to ensure the perfect color and finish for each project.

LANDINGS™

Step Unit

The weathered step tread and chiseled look of quarried limestone on the rise adds grand style to landscape level changes, while the smooth face of the remaining sides allows for greater design flexibility.



PALLET INFORMATION

LANDINGS™ STEP		LNFT/ PALLET	LNFT/ LAYER	LAYER/ PALLET	UNITS/ PALLET	WEIGHT/ PALLET
STEP UNIT	6 x 48 x 18	24	4	3	6	2761

SHAPES & SIZES

STEP UNIT




6 x 48 x 18



BLU STONE



BROWN



MIDNIGHT



MOONLIGHT

LEARN MORE

View the product page on Belgard.com for more information



TECHNICAL SPECS

- Double-sided texture and two unique faces on the rise allow steps to be rotated for optimal aesthetics
- Smooth sides allow steps to be placed side by side for longer treads
- Granite-like texture on tread surface
- Even bottom and consistent size offer installation ease
- Palletized for easy removal by skid-steer loader
- Dry-cast production provides consistent color throughout unit
- Riser faces are uniquely designed to nest together, creating an optional landing with a narrow joint

QUALITY FOR LIFE


Every step of our manufacturing process incorporates rigorous research, testing and quality assurance. We demand the highest quality from each of our facilities across North America. We believe in creating world-class building products that stand the test of time. See our lifetime warranty at Belgard.com/Warranty

Due to the natural materials in our products, colors may vary from those shown on the cut sheet. We recommend viewing actual product samples to ensure the perfect color and finish for each project.

ARTFORMS™

Modular Panel System

Innovative large-format modular panels offer contemporary lines and the versatility to create unlimited architectural features for outdoor living spaces.



PALLET INFORMATION

ARTFORMS™		SQFT/ PALLET	SQFT/ LAYER	LAYER/ PALLET	UNITS/ PALLET	WEIGHT/ PALLET
OPEN END	18 x 36 x 3	81	9	9	9	2745
CLOSE END	18 x 36 x 3				9	
OPEN END	6 x 36 x 3	31.5	10.5	3	3	1095
CLOSE END	6 x 36 x 3				18	

SHAPES & SIZES

18 X 36



18 x 36 x 3
Pallets contain both open and close ended units

6 X 36



6 x 36 x 3
Pallets contain both open and close ended units

INSTALLATION HARDWARE*



ANCHOR SLIDE & NUT
50 units per box



JOINING PLATE
10 units per box



OUTER CORNER
10 units per box



INNER CORNER
10 units per box



STRETCHER
10 units per box

*Installation hardware is sold separately



ANTHRACITE



HICKORY



SCANDINA GRAY

LEARN MORE

View the product page on [Belgard.com](https://www.belgard.com) for more information



TECHNICAL SPECS

- Large format high-strength concrete panels
- Mechanically fastened with stainless steel hardware
- Ideal for outdoor living projects of all sizes
- Suitable for rooftop applications
- Efficient installation with minimal waste
- Minimal disruption for property owner
- Easily added to existing projects
- Endless design possibilities for outdoor living features including seat walls, fire and water features, planters, and outdoor kitchens

QUALITY FOR LIFE

Every step of our manufacturing process incorporates rigorous research, testing and quality assurance. We demand the highest quality from each of our facilities across North America. We believe in creating world-class building products that stand the test of time. See our lifetime warranty at [Belgard.com/Warranty](https://www.belgard.com/Warranty)

Due to the natural materials in our products, colors may vary from those shown on the cut sheet. We recommend viewing actual product samples to ensure the perfect color and finish for each project.

BORDEAUX™ SERIES

Grill Island & Fire Features

Featuring timeless stackstone design with accents that emulate polished limestone, the components of this series transform outdoor living spaces with a coordinated, cohesive look.



SHAPES & SIZES

FIREPLACE




2'7"D x 4'3"W x 7'8"H
Pallet Weight: 4,170

WOOD BOXES



2'1¼"D x 3'3"W x 3'1"H Each
Sold as a pair
Pallet Weight: 3,070

LINEAR FIREPLACE



3'6½"D x 7'8"W x 4'5¼"H
Pallet Weight: 4,000

GRILL ISLAND



2'6"D x 5'11"W x 3'5"H
Grill & Doors included
Pallet Weight: 3,260

LINEAR FIRE TABLE



2'11"D x 6'2"W x 2'5"H
Pallet Weight: 2,500



PEWTER/MIDNIGHT ACCENT



PEWTER/BUFF ACCENT



SIENNA/BUFF ACCENT



SIENNA/MIDNIGHT ACCENT

LEARN MORE

View the product page on [Beldgard.com](http://Belgard.com) for more information



TECHNICAL SPECS

- Pre-assembled modular features are each packaged as one unit that can be installed in hours versus days
- Units include fork slot configurations for easy transport and installation
- Fireplaces can be retro-fitted for gas burning log sets and burners
- Grill islands include stainless steel grill and door set—specify propane or natural gas when ordering

PLEASE NOTE: Be sure to check with your local municipality for any codes that may affect your installation.

Body Color

Accent Color



QUALITY FOR LIFE

Every step of our manufacturing process incorporates rigorous research, testing and quality assurance. We demand the highest quality from each of our facilities across North America. We believe in creating world-class building products that stand the test of time. See our lifetime warranty at Belgard.com/Warranty

Due to the natural materials in our products, colors may vary from those shown on the cut sheet. We recommend viewing actual product samples to ensure the perfect color and finish for each project.

MELVILLE™

Fire Pit

Compatible with the Elements fire pit insert, special wedge-shaped blocks of our smooth-faced Melville Wall create this circular fire pit to perfectly complement our Melville Series of walls and outdoor features.



ROUND FIRE PIT

- 54³/₈" outside diameter
- 34³/₈" inside diameter
- Stacks 4 rows high
- Anchor caps sold separately
- Elements inserts sold separately
- Pallet weight: 1921

SHAPES & SIZES

WEDGE



4 x 9½ x 10

FIRE INSERT



Item #70580597
Elements 34" Smoke-less
Wood Fire Pit Insert

GAS INSERT



Item #70585063
Elements 34" Round Gas
Fire Pit Burner Kit



ANTHRACITE



HICKORY



SCANDINA GRAY



SHADED GRAY

LEARN MORE

View the product page on [Belgard.com](https://www.belgard.com) for more information



TECHNICAL SPECS

- Special wedge-shaped blocks of Melville Wall
- Coordinates with the Melville Series of kitchen and fire features
- Pallet includes all blocks needed to complete circular fire pit

QUALITY FOR LIFE

Every step of our manufacturing process incorporates rigorous research, testing and quality assurance. We demand the highest quality from each of our facilities across North America. We believe in creating world-class building products that stand the test of time. See our lifetime warranty at [Belgard.com/Warranty](https://www.belgard.com/Warranty)

Due to the natural materials in our products, colors may vary from those shown on the cut sheet. We recommend viewing actual product samples to ensure the perfect color and finish for each project.

MELVILLE™ SERIES

Grill Island & Fire Features

Stunning linear design features a smooth face and subtle edges to deliver a sleek, contemporary style. Components work together to provide a cohesive finished look.



SHAPES & SIZES

FIREPLACE



2'7"D x 4'3"W x 7'8"H
Pallet Weight: 4,170

WOOD BOXES



2'1¼"D x 3'3"W x 3'1"H Each
Sold as a pair
Pallet Weight: 3,070

LINEAR FIREPLACE



3'6½"D x 7'8"W x 4'5¼"H
Pallet Weight: 4,000

GRILL ISLAND



2'6"D x 5'11"W x 3'5"H
Grill & Doors included
Pallet Weight: 3,260

LINEAR FIRE TABLE



2'11"D x 6'2"W x 2'5"H
Pallet Weight: 2,500



SCANDINA GRAY/MIDNIGHT ACCENT

LEARN MORE

View the product page on Belgard.com for more information



Body Color

Accent Color



TECHNICAL SPECS

- Coordinates with Melville™ Wall and Melville™ Tandem Wall
- Pre-assembled modular features are each packaged as one unit that can be installed in hours versus days
- Units include fork slot configurations for easy transport and installation
- Fireplaces can be retro-fitted for gas burning log sets and burners
- Grill islands include stainless steel grill and door set — specify propane or natural gas when ordering

PLEASE NOTE: Be sure to check with your local municipality for any codes that may affect your installation.

QUALITY FOR LIFE

Every step of our manufacturing process incorporates rigorous research, testing and quality assurance. We demand the highest quality from each of our facilities across North America. We believe in creating world-class building products that stand the test of time. See our lifetime warranty at Belgard.com/Warranty

Due to the natural materials in our products, colors may vary from those shown on the cut sheet. We recommend viewing actual product samples to ensure the perfect color and finish for each project.

WESTON STONE™

Fire Pit Kit

With the look of tumbled cut stone, this fire pit makes a beautiful addition to any outdoor living space and is the ideal complement to projects with Weston Stone walls.



ROUND FIRE PIT

- 35" inside diameter
- Stacks 3 rows high
- Kit can be purchased with or without fire ring insert. Adhesive is included. Cap sold separately.
- Pallet weight: 1632

SHAPES & SIZES

UNIT 2




4 x 12 x 8



IRON BAY

Only available without fire ring insert



MIDNIGHT

LEARN MORE

View the product page on [Belgard.com](https://www.belgard.com) for more information



TECHNICAL SPECS

- Quick and easy to assemble with all needed wall units on a single pallet
- A beautiful complement to projects with Weston Stone™ walls
- Caps sold separately
- Can be purchased with or without fire insert

QUALITY FOR LIFE

Every step of our manufacturing process incorporates rigorous research, testing and quality assurance. We demand the highest quality from each of our facilities across North America. We believe in creating world-class building products that stand the test of time. See our lifetime warranty at [Belgard.com/Warranty](https://www.belgard.com/Warranty)

Due to the natural materials in our products, colors may vary from those shown on the cut sheet. We recommend viewing actual product samples to ensure the perfect color and finish for each project.

ENHANCED OUTDOOR LIVING

COMPLETE THE VISION

Appliances & Accents



WANT MORE KITCHEN, FIRE OR WATER FEATURES?

ElementsHome.com



FIRE PITS & BOWLS

Artisan fire features and planters to enhance the style of any space.



Artisan Cast Stone Rectangle Fire Pit




Artisan Cast Stone Square Bowl

FIRE PIT INSERTS

Burner kits and inserts for easy installation of fire features.



Elements Round Gas Fire Pit Burner Kit



Smoke-less Fire Pit Insert

ARTFORMS™ + ELEMENTS™

Our Artforms™ Modular Panel System is designed to work seamlessly with Elements™ appliances and accessories for the efficient installation of contemporary outdoor kitchens and living rooms.

Pro Tip

Set yourself up for repeat business by phasing projects: Start with a patio now—add a kitchen next season!



OUTDOOR COOKING (carts available for freestanding options)

Gourmet cooking appliances for outfitting outdoor kitchens with grills, burners, smokers and more.



Elements Blue Diamond Kamado



Elements Griddle



Elements Pro Built-In Grill

OUTDOOR KITCHEN STORAGE

Storage and refrigeration for enhancing functionality.



Elements 2-Bin Trash Door



Elements Double Drawers



Elements 22" Outdoor Refrigerator



WINSTON-SALEM
BELGARD
EST. 2001

WESTON'S
OF THE SOUTH

INTERNATIONAL
BELGARD

B
BELGARD
PAVES THE WAY

BELGARD

B
BELGARD
PAVES THE WAY

B
BELGARD
PAVES THE WAY

B
BELGARD
PAVES THE WAY

OLDCASTLE

RESOURCES FOR EVERY STEP

EXPLORE LAYING PATTERNS,
DESIGN TOOLS, AND BUSINESS
RESOURCES THAT MAKE EVERY
PROJECT EASIER AND EVERY
RESULT EXCEPTIONAL



EXPLORE THE 2026

COLOR OFFERINGS

With so many shades, hues and variations, we've made it easy to create the exact aesthetic and personality to fit each vision.


*Available in Pavers Only **Available in Walls Only

Solid Colors

Consistent color tone throughout, primarily used for design accents or to create a neutral backdrop.



PEARL*



GRAY



FOG*



CHARCOAL



MIDNIGHT



MOONLIGHT



DESERT TAN**



TAN**



ROSEWOOD*



BOURBON*

Tone-on-Tone Colors

Variations of the same color in adjacent shades and tones, typically used for products with contemporary aesthetics.



SEPIA



SHADED GRAY



SCANDINA GRAY



HICKORY



ANTHRACITE

Blended Colors


Blends of three or more complementary or contrasting colors, creating a more dramatic look.



CHESWICK*




SAND STONE**



GALWAY*



BLU IRON*



ASHWOOD



ASPEN*



SHELBY BLEND**



HERITAGE**



BROWN STONE**




ASHBURY HAZE



BRITTANY BEIGE*



TEAK



RIVER BLEND**



PEWTER**



NEWPORT GRAY



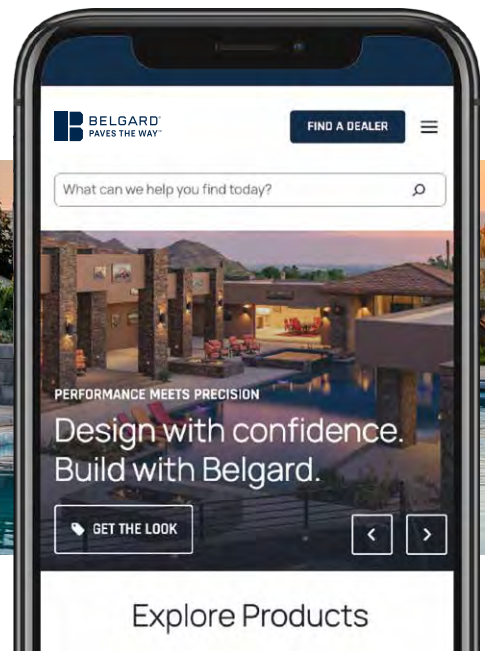
GRAY STONE**



IRON BAY

GO BEYOND COLOR

Discover how color is just the beginning. Explore Belgard.com for endless inspiration and complete your outdoor living vision with local products.




PAVER TECHNOLOGY GUIDE

OPTIONS THAT PERFORM FOR EVERY LIFESTYLE

Choose textures and tones for the desired look, with performance engineered for how the space will be used. No matter the climate or site conditions, the right paver technology stands up to everyday life and delivers lasting style.

The Right Paver Technology for the Right Project, Every Time.




Core Mix

A staple in outdoor patio design, offering consistent color through the whole paver to minimize wear.




DuraFusion™

Ideal for design-forward projects and regions with harsh or unpredictable winter weather.



ColorTech™

Factory-applied finish for sun-exposed spaces where long-lasting color and easy maintenance matter most.



DuraFusion™ + ColorTech™

Ultimate protection offers lasting durability, bold texture, and vibrant color.



DURAFUSION
Papyrus



COLORTECH
Mega Arbel




CORE MIX
Geometric Shapes

DURAFUSION
Dimensions 6 x 9

CORE MIX
Dimensions 12 x 24

DURAFUSION + COLORTECH
Brooklyn



CORE MIX
Origins 18



DURAFUSION
Origins 12

COLORTECH
Brooklyn

PROTECT THEIR INVESTMENT


MAINTENANCE & PROTECTION

For 40 years, Techniseal® products have been trusted by residential and commercial hardscape installers. As a one-stop shop, Belgard offers Techniseal sealers, adhesives and edging to achieve long-lasting results.



WANT MORE
PRODUCT OPTIONS?

Belgard.com/Techniseal



REMOVE STAINS

Tackle tough surface stains with specially formulated stain removers.



Rust stain remover



Dirt & grease stain remover

ELIMINATE EFFLORESCENCE

Maintain and restore the beauty of your hardscape surfaces.



Paver restorer removes haze created by some polymeric sands



Paver Prep dislodges efflorescence and ground-in dirt

PREVENT WEEDS & EROSION

Enhance aesthetics, durability and stability of paver projects.



The smart choice for everyday installations



High-performance, the only real no-haze, no-dust alternative



Maintenance Tip

Allow pavers to cure prior to sealant application. Discuss with your representative, as cure time varies by climate. Maintain the long-term beauty of pavers by cleaning and resealing every 3 to 5 years.



STAIN RESISTANCE

Protect pavers or enhance color with top quality sealers.



Natural look with matte finish, preserves the natural beauty of pavers



Color Boost CB+ matte finish, enhances the color of pavers



ENHANCE STABILITY

NextGel™ technology ensures stability of patios and walkways.



Fortified hardscape concrete edging



SUPERIOR STRENGTH

Bond construction materials 50% faster (8-minute bond time).



Hardscape foam adhesive

PARTNERING FOR YOUR SUCCESS

BELGARD AUTHORIZED CONTRACTOR PROGRAM



**SIGN UP
TODAY**

[Beldgard.com/Pro](https://Belgard.com/Pro)

✓ **Exclusive Sales Tools**

Win more jobs with custom resources.

✓ **Priority Leads**

Get homeowner inquiries first.

✓ **Homeowner Financing**

Offer flexible payment options.

✓ **VIP Events**

Network and learn at exclusive gatherings.



GROW YOUR BUSINESS WITH BELGARD

BUILD SKILLS. BOOST PROFITS. DRIVE SUCCESS.

Hands-On Learning

Master hardscape techniques and trends through interactive sessions.

Industry Certifications

Earn credentials that build trust and set you apart.

Networking That Counts

Connect with pros, share ideas, and grow partnerships.

Flexible Learning Options

Learn in person or online—anytime, anywhere.



**FIND
TRAINING**

[Beldgard.com/Training](https://Belgard.com/Training)

*BUILD MORE, EARN MORE
WITH BELGARD.*

Oldcastle® APG Partner Rewards is a contractor loyalty program that not only provides rewards for your purchases across numerous Oldcastle® APG brands, it also opens the door for opportunities to grow your business. Let's build your business together.



— Oldcastle^{APG} —
**PARTNER
REWARDS**

**ENROLL
TODAY**

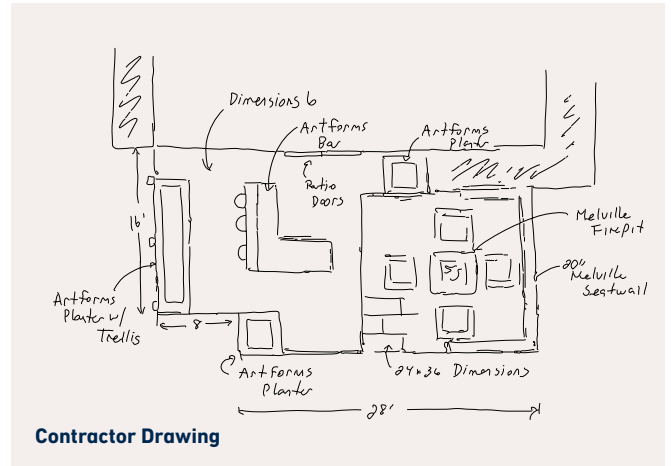


OldcastlePartnerRewards.com

CLOSE SALES FASTER

BELGARD DESIGN STUDIO

Showing homeowners a clear vision of their project is key to closing the deal. Belgard Design Studio gives you customizable templates and augmented reality tools that make it easy for clients to picture their finished space. By helping them see the design come to life, you remove hesitation and give them the confidence to say yes.



Contractor Drawing

BELGARD DESIGN STUDIO


Turn your personal photos & sketches into customized 3D digital renderings.



Belgard.com/DesignStudio



Design Studio Render



Finished Project

BELGARD RESOURCES

ARTFORMS IDEA BOOK



ARTFORMS IDEA BOOK - SPANISH



INSTALLATION GUIDE

FIND YOUR SALES REP

Need help with designs?



[Belgard.com/Rooms](https://www.belgard.com/Rooms)

Browse hundreds of pre-designed outdoor living spaces that simplify planning, design, and installation for your dream backyard.

- Create sharable collections of favorite designs
- Customize layouts and materials with Design Studio
- Get full plans with materials lists



 INCLUDING AUGMENTED REALITY!



LAYING PATTERNS


Important Note

Some patterns may not necessarily reflect the percentages of stone sizes within a particular pallet. In some cases you may have extras in one or more of the sizes. **This must be accounted for in your planning and design.**


AutoCAD® hatch pattern files can be downloaded from belgard.com for use in architectural drawings.

Brooklyn™

Running Bond | 100% 3 x 9




Basket Weave | 100% 3 x 9



Charlestone™

Running Bond | 25% 6 x 6, 33% 6 x 9, 42% 6 x 12




*Important
Note*


Some patterns may not necessarily reflect the percentages of stone sizes within a particular pallet. In some cases you may have extras in one or more of the sizes. **This must be accounted for in your planning and design.**

Dimensions™ 6 | Origins™ 6


3-Piece



Herringbone



Running Bond

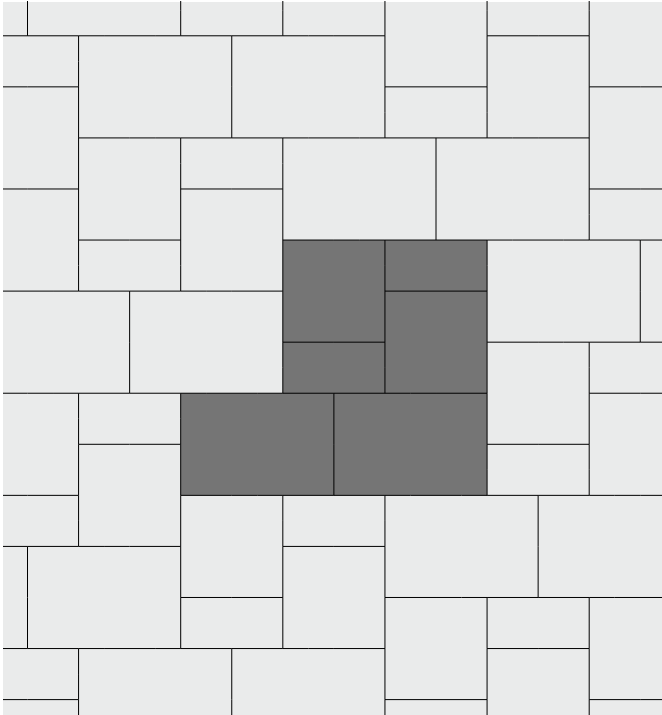


*Important
Note*

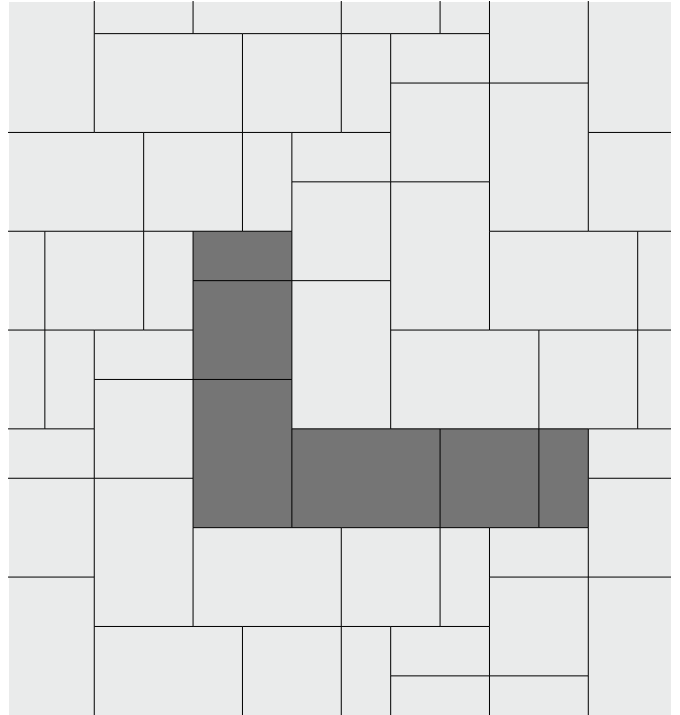
Some patterns may not necessarily reflect the percentages of stone sizes within a particular pallet. In some cases you may have extras in one or more of the sizes. **This must be accounted for in your planning and design.**

Dimensions™ 12 | Origins™ 12


3-Piece



Herringbone



Running Bond




*Important
Note*


Some patterns may not necessarily reflect the percentages of stone sizes within a particular pallet. In some cases you may have extras in one or more of the sizes. **This must be accounted for in your planning and design.**

Dimensions™ 18 | Origins™ 18 | Papyrus™ 18


Pattern A



Pattern B



Pattern C




*Important
Note*

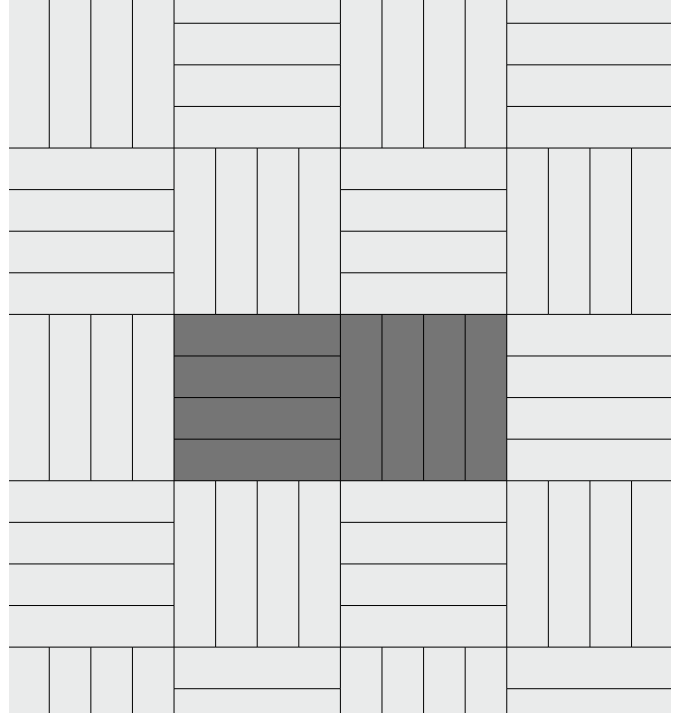
Some patterns may not necessarily reflect the percentages of stone sizes within a particular pallet. In some cases you may have extras in one or more of the sizes. **This must be accounted for in your planning and design.**

Dimensions™ Paver


Running Bond | 100% 3 x 12




Basket Weave | 100% 3 x 12



Herringbone | 100% 3 x 12



Running Bond | 100% 6 x 9




*Important
Note*


Some patterns may not necessarily reflect the percentages of stone sizes within a particular pallet. In some cases you may have extras in one or more of the sizes. **This must be accounted for in your planning and design.**

Dimensions™ Paver


Basket Weave | 100% 6 x 9




Herringbone | 100% 6 x 9



Running Bond | 100% 6 x 12



Herringbone | 100% 6 x 12




*Important
Note*


Some patterns may not necessarily reflect the percentages of stone sizes within a particular pallet. In some cases you may have extras in one or more of the sizes. **This must be accounted for in your planning and design.**

Dimensions™ Slab

Stack Bond | 100% 12 x 24




Running Bond | 100% 12 x 24



Geometric Shapes

Hexagon | 100% 10 $\frac{1}{2}$ x 12




*Important
Note*


Some patterns may not necessarily reflect the percentages of stone sizes within a particular pallet. In some cases you may have extras in one or more of the sizes. **This must be accounted for in your planning and design.**

Holland Stone


Running Bond | 100% 4 x 8



Herringbone | 100% 4 x 8



Basket Weave | 100% 4 x 8




Important Note


Some patterns may not necessarily reflect the percentages of stone sizes within a particular pallet. In some cases you may have extras in one or more of the sizes. **This must be accounted for in your planning and design.**

Aqualine™

Running Bond | 100% 4½ x 9 x 3⅞



Basketweave | 100% 4½ x 9 x 3⅞

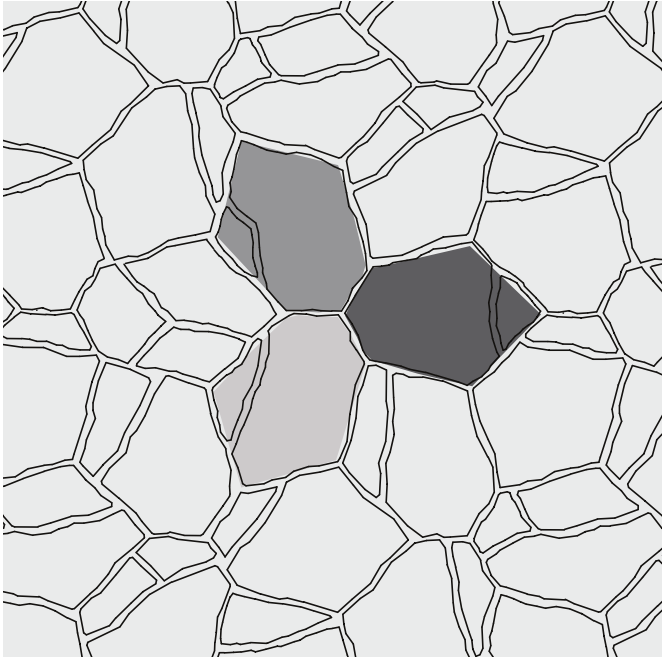


*Important
Note*


Some patterns may not necessarily reflect the percentages of stone sizes within a particular pallet. In some cases you may have extras in one or more of the sizes. **This must be accounted for in your planning and design.**

Mega-Arbel®

Cloverleaf | 100% 15 $\frac{3}{8}$ x 21

**Slaton Plus Tumbled®**

3-Piece



Every Outdoor Possibility. One Trusted Partner.

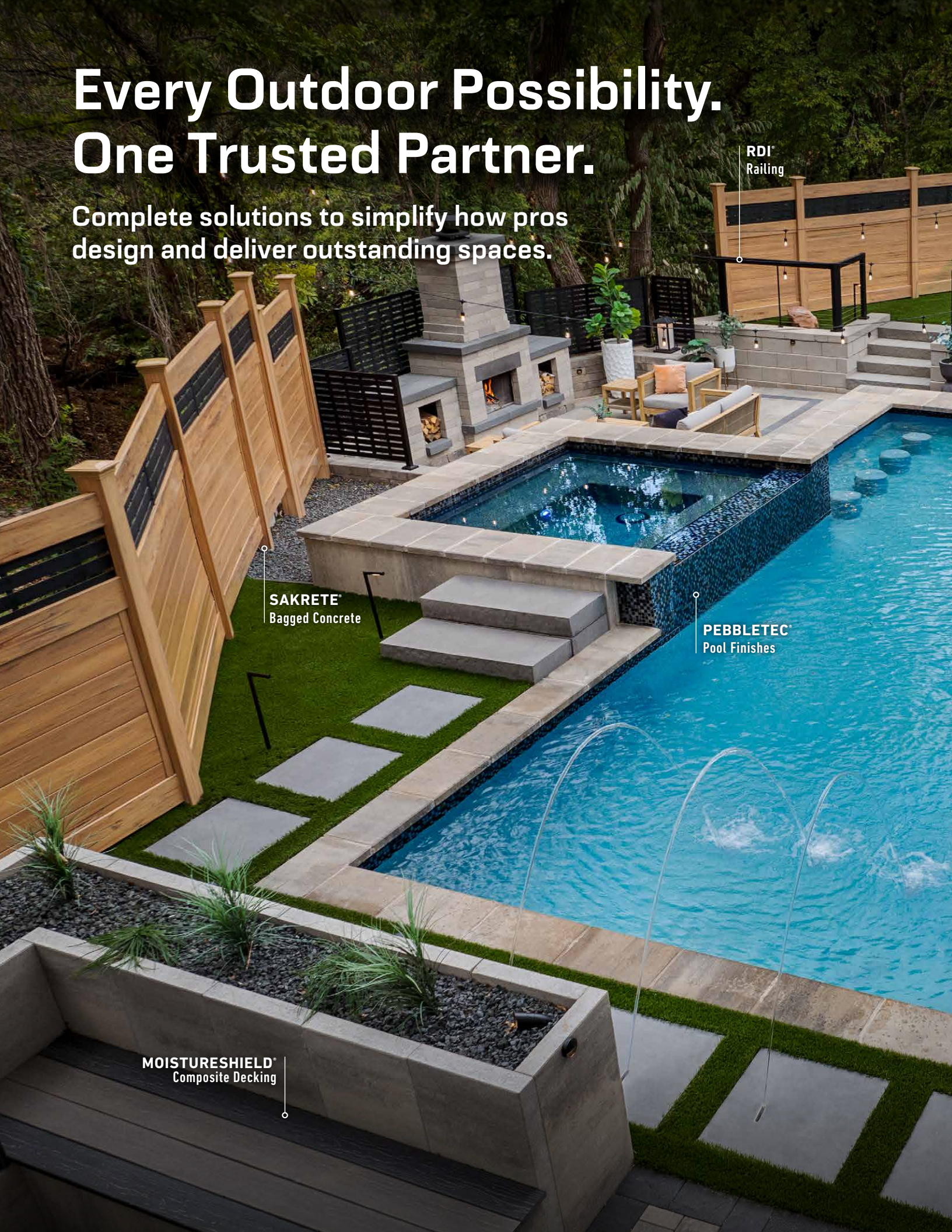
Complete solutions to simplify how pros design and deliver outstanding spaces.

RDI®
Railing

SAKRETE®
Bagged Concrete

PEBBLETEC®
Pool Finishes

MOISTURESHIELD®
Composite Decking



CATALYST™
Fencing

FREESTYLE™
Shade & Privacy

ELEMENTS™
Outdoor Cooking

TECHNISEAL®
Finish & Protect

BELGARD®
Hardscapes



Oldcastle® APG transforms how pros approach outdoor projects with integrated hardscape, decking, fencing and railing solutions backed by the expertise and resources of one powerful partner. The result is streamlined planning, smoother installs and elevated spaces that help more clients Live Well Outside.

OldcastleAPG.com

BELGARD®

AN OLDCASTLE® APG OUTDOOR BRAND

BELGARD.COM

© 2026 Oldcastle® APG, Inc. All Rights Reserved. BEL25-D-555936 | Northfield | Revised 1/2026

