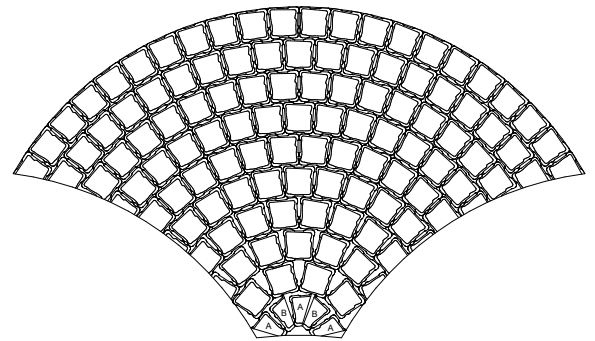
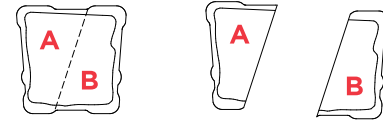
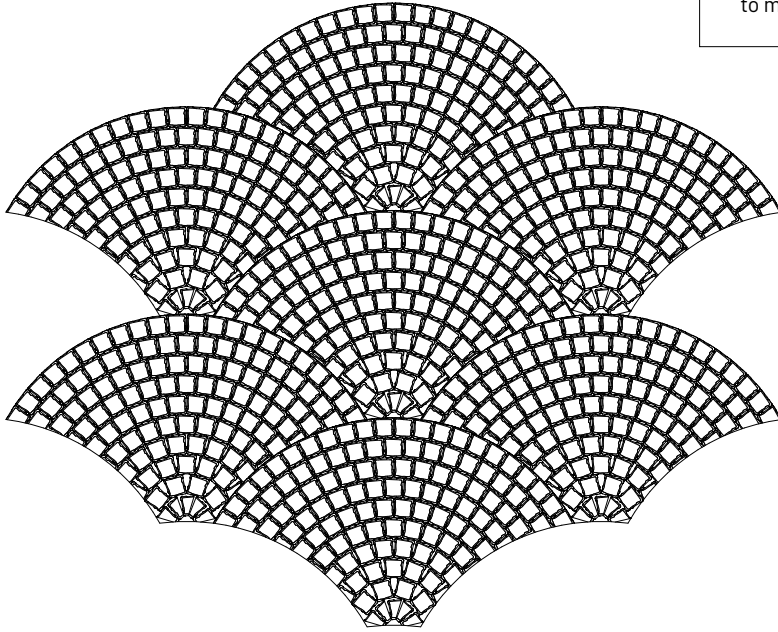


# NORDIC COBBLE™

## FAN PATTERN

Nordic Cobble can be installed in a repeatable fan pattern as shown below. Just like the old European granite cobbles, units will have to be cut to accommodate radii and end points. There are several ways to make fans. Once such way is shown below.



### FAN TEMPLATE

- Step 1.** Cut a 4 x 8 sheet of plywood down to 79" x 39.5".
- Step 2.** Mark a quarter circle arc on bottom left and bottom right.
- Step 3.** Mark a horizontal line along the center of the sheet (at the 19.75" mark).
- Step 4.** Mark a vertical line along the center of the sheet (at the 39.5" mark).
- Step 5.** Start laying pavers at fulcrum.

**NOTE:** Smaller or larger fans will require adjustments to the template.

