



Product Spec Sheet



www.olyola.com

Phone: 1-800-EDGINGS

E-mail: edgings@olyola.com

Bric-Edg™

Paver Restraint



Introduced by Oly-Ola in 1992, Bric-Edg is the original "L" shaped paver restraint. Its simple design was no accident. At the time of its introduction, no paver restraints were available that could be installed underneath the pavers and the available restraints did not allow for turf growth alongside the paver after installation. Oly-Ola determined that the "L" shape was the best design to solve these problems. Made of high grade PVC with no fillers or blown in material, our restraint is the strongest available. Its success is evident by the many competitors who have since tried to copy the design.

Specifications

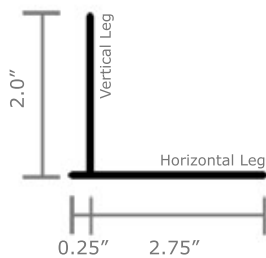
AVAILABLE IN FLEXIBLE OR RIGID PIECES



Install outside of paver



Install under paver



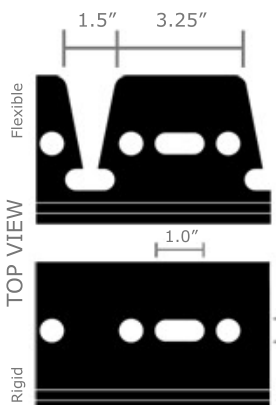
Material: Black rigid polyvinyl chloride (PVC) and carbon black concentrate

Packaging: 6 - 15 ft pieces bundled (90 ft)
12 - 7.5 ft pieces bundled/boxed (90 ft)

Each Piece Includes: Paver restraint only - Steel stakes and H-clip sold separately at a discount

Dimensions: Height 2 Inch vertical leg
Length 3 Inch horizontal leg
Vert. Thickness .115 to .125 Inches
Horz. Thickness .110 to .120 Inches

Approximate Weight: Per 7.5 ft piece 2.6 lbs
Per 15 ft piece 5.2 lbs
Per 7.5 ft bundle 31 lbs
Per 7.5 ft box 36 lbs (incl. stakes)
Per 15 ft bundle 31 lbs



Installation Guidelines

Paver Restraint

Install the bricks or pavers according to the manufacturer's guidelines. If installing underneath the pavers, measure the final row of pavers before securing the paver restraint. When installing outside the pavers, simply butt the restraint up against the pavers. Once in place, secure the restraint with steel stakes.

Staking

Secure the restraint by staking it every 2 feet at minimum through the holes provided on the horizontal leg. When installing the restraint outside of the pavers, pound the stake at a 45 degree angle toward the pavers. When installing the restraint underneath the pavers, stake at a 90 degree angle until the top of stake is flush with the horizontal leg. Use extra stakes when securing joints and curves. Do not make the mistake of using too few stakes, especially when the ground is exposed to cold temperatures.



OUR EDGINGS ARE 100% RECYCLED

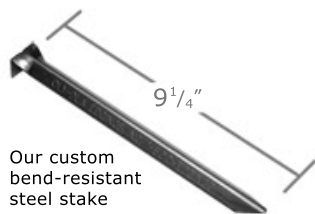
To be environmentally friendly and cost effective, all plastic edging manufacturers use some amount of reprocessed or recycled material to produce their edging. As in all recycled material, the more a material is used, ground up and reused, the compounds begin to weaken and break down; therefore, reprocessed material can range greatly in quality. Oly-Ola is different because we are very selective of the reprocessed material that goes into our edging products. In fact, the majority of our raw material comes from post-consumer plastics and is purchased from a consistent commercial supplier. Oly-Ola knows what to expect and our expectations are high when it comes to choosing a material that will ultimately need to live up to our exceptional guarantee.



OUR EDGINGS ARE 100% GUARANTEED

Our edgings are guaranteed for 20 years not to crack, rot, disintegrate, or self-destruct* from any weather conditions or manufacturing defects. If this ever occurs, we will replace 100% of the damaged material and, unlike most other product guarantees, we will also cover any freight charges involved and pay a fair industry labor rate to reinstall the edging.

*Damage to our edging from hand or power tools is not covered (i.e. shovel, lawn mower, power edger, or snow blower damage). Guarantee is only valid on domestic orders.



Our custom bend-resistant steel stake

* 10-12" Landscape spikes may also be used



Since Oly-Ola's paver restraints are made of true PVC, they can be heated with a propane or mini butane torch and then bent to form 90 degree corners and other angles. Be sure to practice your technique on scrap pieces before applying it in the field.



Our H-clip connector

While it is not necessary to join paver restraint pieces together if staked properly, our H-clip connector works great with PVC glue to create a permanent hold.