




Elite OUTDOOR LIVING

A FOUNDATION OF INTEGRITY, PASSION & PRIDE FOR OVER 78 YEARS

Our Reading Rock story begins in 1947. World War II had just ended and the concrete block business was growing as quickly as the surrounding neighborhoods in Cincinnati, Ohio.

In the early 70's, our company began to transition into the concrete paver market. In 1975, Reading Rock/Paver Systems Inc. was born and became one of the first five companies in the U.S. to invest in European technology/equipment to manufacture interlocking paving stones. Innovation continued when Reading Rock became the first company outside of Minnesota to sign a licensing agreement with Allan Block Corp. As the Nation's largest producer, second globally, of Allan Block wall systems, recognized for their industry leading Engineered Wall Solutions, Reading Rock is ready to assist with your residential garden wall or large commercial retaining wall.

As a family-owned company, Reading Rock will continue to be one of the leading forces in the paver and retaining wall industry. We began as a simple block manufacturer and now offer solutions and services through nine facilities across ten states. From the plant floor to the job site, we are committed to enhancing customer partnerships with a robust portfolio of paver and wall collections, industry leading services and tools, and a relentless commitment to continuous improvement.





OUR STORY...

- ▶ **1947**
Company Founded
- ▶ Paver products launched as PaverLock **1975-1977**
- ▶ 2nd machine purchased for paver production **1993**
- ▶ **1999-2001**
RockCast Cast Stone launched and innovative production facility built
- ▶ Recon wall systems launched **2009**
- ▶ **2016**
Reached Premiere status with Hearth & Home Technologies
- ▶ Opened Champaign, IL plant to expand AB capacity **2022**
- ▶ **2022-2023**
PaverLock Elite introduced, state-of-the-art machine installed
- ▶ Medira seat wall & Versa-Lok wall introduced **2026**



Kelly and Gordy Rich

As a family-owned manufacturer and supplier of building materials for nearly 80 years, Reading Rock is excited to offer you a preview of our product solutions for your projects. With a focused Purpose: To help support and finance the initiatives of the International Rett Syndrome Foundation; and, grounded by our ROCKS Core Values, it is more than just our products; it is our people that differentiate Reading Rock from other suppliers.

From the plant floor to the job site, you and the products and services you have selected for your project are our top priority. Our dedication to service stems from our passion to provide the right products and services on time, everytime! At Reading Rock, we strive to exceed your expectations with our “yes we can” attitude — that’s when you’ll experience the Reading Rock difference.

We invite you to partner with us for your outdoor living solutions and look forward to helping you make your next project a success!

~ Gordy Rich, President

READING ROCK’S PURPOSE

Our purpose is to help support and finance the initiatives of the International Rett Syndrome Foundation. Every one of our customers and every associate is contributing to help those who can’t help themselves.

Rett syndrome is a rare genetic neurological disorder that affects 1 in 10,000 females (and even more rarely in males) and begins to display itself in missed milestones or regression at 6-18 months. International Rett Syndrome Foundation's

mission is to accelerate full spectrum research to cure Rett syndrome and empower families with information, knowledge and connectivity.

For more information on Rett syndrome and the devastating impact it has on families, please visit rettsyndrome.org.



LIFETIME WARRANTY

Reading Rock, Inc. warrants its products to meet ASTM manufacturing guidelines and specifications provided the products have been installed, used, and maintained according to accepted ASTM masonry standards and as recommended by the manufacturer. (For complete warranty information, please see the Reading Rock, Inc. Terms and Conditions of Sale at readingrock.com).



CERTIFIED CONTRACTORS

Reading Rock's certified installing contractors are among the best in the industry! Get your project started today by contacting one or several of our recommended certified installing contractors and select the one that best fits your outdoor living needs.

Contact an associate for a certified contractor near you.

LEARN MORE ABOUT OUR PRODUCTS

PAVING STONES	23
ArchiLine Elite	24
ArchiSlab Elite.....	25
Pendleton Elite.....	26
Boardwalk Elite.....	27
Legacy Elite.....	28
Concourse Elite	29
Oxford Elite	30
Oxford Tumbled.....	31
Halfmark Elite	32
Cobble Elite.....	33
2cm Porcelain.....	34
HydraBric III + Turflock.....	36
Clay Pavers.....	37
RETAINING WALLS	39
AB Metropolitan Collection.....	41
AB Collection.....	43
AB Europa Collection.....	45
Versa-Lok.....	46
AultWall.....	47
Rosetta Belvedere.....	48
Rosetta Kodah.....	49
Rosetta Heartwood.....	50
Rosetta Grand Ledge.....	50
Recon.....	51
SEATING WALLS	53
Medira Seat Wall	55
Yukon Series	57
AB Courtyard Collection	59
Bedford Tumbled.....	61

STEPS + CAPS	63
Yukon Step Tread	64
Chiseled Edge Step Tread.....	65
Yukon Garden Slabs.....	66
Bullnose Series Caps & Copings	69
Chiseled Edge Caps.....	71
Yukon Caps.....	72
FIREPLACES	75
Stone Age Manufacturing Fireplace Kits.....	77
Round Grove Products Fireplaces.....	78
FIRE PITS	81
Yukon Series Fire Pit Kit	82
AB Courtyard Collection Fire Pit.....	83
Bedford Tumbled Fire Pit Kits	84
Medira Fire Pit.....	85
Stone Age Manufacturing Fire Pit	85
Rosetta Kodah Fire Pit Kit	86
Rosetta Belvedere Fire Pit Kit.....	87
STONE VENEERS	89
CUSTOM SITE SOLUTIONS	93
ACCESSORIES	97
PATTERNS + SPECIFICATIONS	101
Paver Patterns	102
Wall Patterns.....	103
Paver Specifications.....	104
Wall Specifications.....	105

The photos in this brochure are a close representation of our actual color. Due to photographic reproduction limitations, exact color fidelity is difficult to obtain. Actual samples should always be viewed before making a final decision.



*Engineered
with Pride*



WE'RE YOUR PRODUCT EXPERT

Reading Rock's hardscape products are manufactured in Cincinnati, Ohio and Champaign, Illinois following the highest standards for plant facilities, production and quality control procedures.

We have an extensive network of product experts that includes sales and distributor partners ready to assist with your next project.

Find a Reading Rock location or a distribution partner by visiting us at readingrock.com or by contacting us at 800.482.6466.







patio /'padē'ō/


Patio comes from the Spanish word patio, meaning backyard or back garden. Traditionally, it is the open inner court of a Spanish home. In common usage, it is used to describe any outdoor living space often adjoining a residence, used for dining, entertaining or relaxation.





Left: Legacy Elite Sea Shell Pavers
Right: Pennsylvania Full Color Cleft Pattern Porcelain Tile Pavers





Left: Crystal White Porcelain Tile Pavers (Special Order) with RockCast Bullnose Coping in Charlotte Tan
Right Top: Indiana Limestone Warm Grey Porcelain Tile Pavers (Special Order)
Right Bottom: AB Courtyard Collection Granite Grill Surround





Left: Pendleton Elite Midnight Sky Pavers
Right: Pennsylvania Full Color Cleft Pattern Porcelain Tile Pavers





Left: Concourse Elite Buckhorn Pavers with Oxford Elite Coal Border, AB Courtyard Collection Hickory Blend Seat Wall and Caps
Right: ArchiSlab Elite XL Misty Grey Pavers with RockCast Single Bullnose Step Treads in Silver





Left: Legacy Elite Sandy Oak Pavers with Halfmark Elite Pearl and Hazelnut Border, Bedford Tumbled Hickory Blend Walls, RockCast Single Bullnose Coping Step Tread in Charlotte Tan
Right: Legacy Elite Sea Shell Pavers with Bedford Tumbled Granite Seat Wall finished with RockCast Chiseled Edge Charlotte Tan Wall Caps and a Yukon Graphite Fire Pit with Charcoal Caps





Left: ArchiSlab Elite Pearl

Right Top: ProVia Dry Stack Lake Point Stone Veneer (Custom Order)

Right Bottom: Allan Block Classic Hickory Blend Wall and Caps with Yukon Graphite Step Treads







PAVING STONES

Building a gorgeous outdoor space for your family starts with sourcing the best materials. At Reading Rock, we manufacture PaverLock Elite pavers offering stunning color options and styles that are perfect for any size project on any budget. From concrete to clay pavers, we have the variety of paver colors and styles for any design.





ArchiLine® Elite



(H) 2 $\frac{3}{8}$ " x (D) 5 $\frac{5}{8}$ " x (L) 12"



(H) 2 $\frac{3}{8}$ " x (D) 5 $\frac{5}{8}$ " x (L) 16"



(H) 2 $\frac{3}{8}$ " x (D) 5 $\frac{5}{8}$ " x (L) 20"

*ArchiLine Elite has a smooth texture.
All sizes packaged together on one pallet.*



MISTY GREY

Reading Rock recommends using a roller compactor on PaverLock Elite pavers.



Misty Grey



ArchiSlab® Elite



ARCHISLAB
(H) 2 3/8" x (D) 24" x (L) 24"



ARCHISLAB XL
(H) 2 3/8" x (D) 24" x (L) 36"

ArchiSlab Elite has a smooth texture.



ASHEN



SEA SHELL



MISTY GREY



COASTAL GREY



PEARL


Reading Rock recommends using a roller compactor on PaverLock Elite pavers.

ArchiSlab XL can be produced with a false joint, if requested. See associate for details.






Pendleton Elite



SMALL SQUARE
(H) 2 3/8" x (D) 9 1/2" x (L) 9 1/2"



SMALL RECTANGLE
(H) 2 3/8" x (D) 4 3/4" x (L) 9 1/2"



LARGE RECTANGLE
(H) 2 3/8" x (D) 9 1/2" x (L) 14 1/4"

*Pendleton Elite has a slate texture.
All sizes packaged together on one pallet.*



BUCKHORN



CRIMSON



MESQUITE



MIDNIGHT SKY




PIKE PLACE



SANDY OAK

Reading Rock recommends using a roller compactor on PaverLock Elite pavers.





Boardwalk Elite



6 x 18
(H) 2 3/8" x (D) 6" x (L) 18"



18 x 18
(H) 2 3/8" x (D) 18" x (L) 18"



12 x 12
(H) 2 3/8" x (D) 12" x (L) 12"



18 x 24
(H) 2 3/8" x (D) 18" x (L) 24"

*Boardwalk Elite has a slate texture.
All sizes packaged together on one pallet.*



BUCKHORN



MESQUITE



MISTY GREY



PIKE PLACE

Reading Rock recommends using a roller compactor on PaverLock Elite pavers.





Legacy Elite



8 x 8
(H) 2 3/8" x (D) 8" x (L) 8"



16 x 16
(H) 2 3/8" x (D) 16" x (L) 16"



8 x 16
(H) 2 3/8" x (D) 8" x (L) 16"



16 x 24
(H) 2 3/8" x (D) 16" x (L) 24"

Legacy Elite has a smooth texture.
All sizes packaged together on one pallet.



ASHEN



BUCKHORN



COASTAL GREY



MESQUITE
*Color swatch for representation using
Concourse Elite.



MISTY GREY



PIKE PLACE



SANDY OAK



SEA SHELL



Reading Rock recommends using a roller compactor on PaverLock Elite pavers.

Misty Grey



Concourse™ Elite



6 x 6
(H) 2 3/8" x (D) 6" x (L) 6"



6 x 12
(H) 2 3/8" x (D) 6" x (L) 12"




12 x 12
(H) 2 3/8" x (D) 12" x (L) 12"

*Concourse Elite has a smooth texture.
All sizes packaged together on one pallet.*



ASHEN



BUCKHORN



CRIMSON



MESQUITE



MIDNIGHT SKY



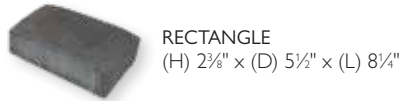
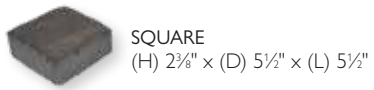
SANDY OAK

Reading Rock recommends using a roller compactor on PaverLock Elite pavers.





Oxford Elite




Oxford Elite has a smooth texture.



BUCKHORN



CRIMSON



COAL



MESQUITE



MIDNIGHT SKY

Reading Rock recommends using a roller compactor on all PaverLock Elite pavers.





Oxford Tumbled



SQUARE
(H) 2 3/8" x (D) 5 1/2" x (L) 5 1/2"



RECTANGLE
(H) 2 3/8" x (D) 5 1/2" x (L) 8 1/4"



CIMARRON



GREY QUARTZ



PEWTER



RIVERSIDE



Halfmark Elite



HALFMARK
(H) 2 3/8" x (D) 4" x (L) 8"

Halfmark Elite has a smooth texture.



BURNT RED



CHOCOLATE



COAL



HAZELNUT



IRON



MESQUITE



PEARL

Reading Rock recommends using a roller compactor on all PaverLock Elite pavers.



Pearl



Cobble Elite



COBBLE
(H) 2 $\frac{3}{8}$ " x (D) 2 $\frac{3}{8}$ " x (L) 7 $\frac{1}{8}$ "

Cobble Elite has a random surface texture.



BUCKHORN




BURNT RED



COAL

Reading Rock recommends using a roller compactor on all PaverLock Elite pavers.


2cm Porcelain Tile Pavers



12 x 12
(H) 3/4" x (D) 11 3/4" x (L) 11 3/4"



12 x 24
(H) 3/4" x (D) 11 3/4" x (L) 23 1/2"



24 x 24
(H) 3/4" x (D) 23 1/2" x (L) 23 1/2"



PENNSYLVANIA FULL COLOR CLEFT PATTERN

Stocked in 12 x 12,
12 x 24, 24 x 24 and
Full Bullnose Coping
(H) 3/4" x (D) 11 3/4" x (L) 23 1/2"



INDIANA LIMESTONE BLANCO



INDIANA LIMESTONE BUFF



INDIANA LIMESTONE
WARM GREY

Available in less than
10 days via special order.

All pavers packaged the same as Pennsylvania Full Color Cleft Pattern. Additional colors available as special order. See associate for details.





River (Special Order Color)




HydraBric® III (Permeable)



HYDRABRIC III
(H) 3 1/8" x (D) 3 3/4" x (L) 8"

HydraBric III is stocked in Granite.
Additional colors available as special order.



GRANITE



Turflock™ (Permeable)



TURFLOCK
(H) 3 1/8" x (D) 15 3/4" x (L) 23 5/8"





Clay Pavers

Clay pavers offer unique colors and shapes that often complement the concrete products we produce at Reading Rock. We offer the best clay pavers available to the market; Endicott, Glen-Gery, Whitacre Greer and Bowerston.

See an associate for clay paver styles and colors available in your market and let us help you find the perfect match for your project.







RETAINING WALLS

As the perfect blend of performance and style, retaining walls allow you to extend your home's outdoor living footprint. Gain more outdoor living space to socialize with family and friends while connecting with nature to improve your quality of life and overall wellbeing. Our team of experts and design tools provide the technical knowledge ensuring your wall will be both beautiful and long lasting.





AB Metropolitan™ Collection

MODERNIZED STYLE

AB Metropolitan Collection brings a modern and contemporary style to your project with an aesthetically pleasing smooth face with chamfered edges. Design your retaining wall to impress while enjoying the ease experienced when installing any Allan Block wall collection.



AB METRO CLASSIC
(H) 7⁵/₈" × (D) 11⁷/₈" × (L) 17⁵/₈"



AB METRO CORNER
(H) 7⁵/₈" × (D) 7³/₁₆" × (L) 15⁵/₈"



AB METRO CAP
(H) 3⁵/₈" × (D) 11⁷/₈" × (L) 17⁵/₈"



AB Metro Cap designed with overhang, perfect to accommodate lighting.



BIRCHWOOD



SLATE GREY



COAL

Reading Rock recommends product to be cleaned after installation.



allanblock.com



AB[®] Collection



AB CLASSIC
(H) 7⁷/₈" x (D) 11⁷/₈" x (L) 17⁵/₈"



AB JUMBO JR.
(H) 7⁷/₈" x (D) 9¹/₂" x (L) 8¹³/₁₆"



AB JUNIOR LITE
(H) 3¹⁵/₁₆" x (D) 9¹/₂" x (L) 8³/₄"



AB CLASSIC CORNER
(H) 7⁷/₈" x (D) 7¹³/₁₆" x (L) 15⁵/₈"



AB LITE STONE
(H) 3¹⁵/₁₆" x (D) 10¹/₂" x (L) 17⁵/₈"



AB CLASSIC CAP
(H) 3⁵/₈" x (D) 11⁷/₈" x (L) 17⁵/₈"



GRANITE



HICKORY BLEND



MARLED BUFF



NATURAL



STONECREEK

Granite + Hickory Blend available in all sizes. Please see page 105 for more details.
Colors may vary slightly from region to region based on manufacturing facilities.



allanblock.com



AB Europa® Collection



AB DOVER
(H) 7⁷/₈" x (D) 10¹/₂" x (L) 17⁵/₈"



AB PALERMO
(H) 7⁷/₈" x (D) 9¹/₂" x (L) 8¹³/₁₆"



AB BORDEAUX
(H) 3¹⁵/₁₆" x (D) 10¹/₂" x (L) 8¹³/₁₆"



AB EUROPA CORNER
(H) 7⁷/₈" x (D) 7³/₄" x (L) 15⁵/₈"



AB BARCELONA
(H) 3¹⁵/₁₆" x (D) 10¹/₂" x (L) 17⁵/₈"



AB EUROPA CAP
(H) 3⁵/₈" x (D) 11⁷/₈" x (L) 17⁵/₈"



STONECREEK



allanblock.com

Versa-Lok®



STANDARD
(H) 6" x (D) 12" x (L) 16"



UNIVERSAL CAP
(H) 3 $\frac{3}{8}$ " x (D) 11 $\frac{1}{8}$ " x (L) 16"



GRANITE



MARBLD BUFF



STONECREEK



NATURAL

Versa-Lok is not available in all regions. Colors may vary slightly from region to region based on manufacturing facility. Please contact your Market Manager for more details.



Marbled Buff



AultWall®



STANDARD
(H) 4" x (D) 8" x (L) 12"



MARbled BUFF



OVERSIZE BEVELED FACE
(H) 6" x (D) 11¾" x (L) 16⅝"



NATURAL



OVERSIZE STRAIGHT FACE
(H) 6" x (D) 11¾" x (L) 17½"



HICKORY BLEND



MARbled BUFF



GRANITE



OVERSIZE ANGLED CAP
(H) 3" x (D) 10¾" x (L) 17⅞" (front)
(H) 3" x (D) 10¾" x (L) 13¼" (back)

Oversize Angled Cap available in Granite, Hickory Blend, Marbled Buff + Natural.

Rosetta Belvedere®



ROSETTA BELVEDERE

Various sized wall units packaged on one pallet. Sold in full pallets (27 sq. ft.).

ROSETTA BELVEDERE CORNER

Various sized corner units packaged on one pallet. Sold in full pallets (24 sq. ft.).

ROSETTA BELVEDERE COPING AND POST CAP AVAILABLE.

Please see page 105 for full details on this product.



LIMESTONE



RIDGESTONE





Rosetta Kodah®



ROSETTA KODAH

Various sized wall units packaged on one pallet. Sold in full pallets (21 sq. ft.).

ROSETTA KODAH CORNER

Sold in full pallets (21 sq. ft.).



LIMESTONE



RIDGESTONE

Rosetta® Heartwood



(H) 6" x (D) 8" x (L) 42"




LIMESTONE



RIDGESTONE

Available by special order in full pallet quantities.
See Associate for lead time.

Limestone



Rosetta Grand Ledge®



ROSETTA GRAND LEDGE – RETAINING WALL
Various sized wall units packaged on one pallet.
Sold in full pallets (18 sq. ft.).

ROSETTA GRAND LEDGE – CORNER/CAP (FSW)
Used as cap or corner to finish wall. Sold in full pallets.



LIMESTONE



RIDGESTONE

Available by special order. See Associate for lead time.

Ridgestone





Recon




NORTH SHORE
GRANITE*



WEATHERED EDGE



RUSTIC



NORTH SHORE GRANITE
NATURAL*



RUSTIC
NATURAL



WEATHERED EDGE
WHEAT

*Various sizes available and made to order for projects. Each unit covers 5.33 sq. ft.
Please see associate for lead times and details.*

**Stocked item.*





SEATING WALLS

Further define your patio while providing your guests a convenient place to sit and relax with a seat wall element. Seat walls are an important detail for outdoor gathering spaces making them more functional and enjoyed to the fullest.





Medira Seat Wall



WALL UNIT
(H) 4" x (D) 8" x (L) 16"



CARMEL CREAM



SILVER SLATE



SHADOW

*More
entertaining
space, less
yard work*



Yukon Series




YUKON WALL UNIT
 (H) 6" x (D) 10" x (L) 12"
 (H) 6" x (D) 10" x (L) 16"
 (H) 6" x (D) 10" x (L) 22"
 (H) 6" x (D) 10" x (L) 32"



YUKON WALL CAP
 (H) 3" x (D) 14" x (L) 38"



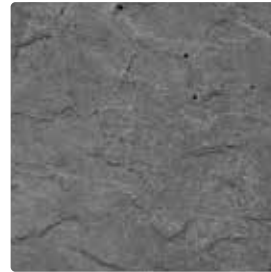
YUKON POST CAP
 (H) 3" x (D) 30" x (L) 30"



GRAPHITE



SAGEBRUSH



CHARCOAL
 (CAPS ONLY)



SAGEBRUSH



AB Courtyard Collection®



AB YORK
 (H) 6" x (D) 7" x (L) 9" (front)
 (H) 6" x (D) 7" x (L) 7½" (back)



AB COURTYARD CORNER
 (H) 6" x (D) 7" x (L) 15½" (front)
 (H) 6" x (D) 7" x (L) 15" (back)



AB DUBLIN
 (H) 6" x (D) 7" x (L) 16½"



AB COURTYARD WALL CAP*
 (H) 3½" x (D) 10" x (L) 9¼" (front)
 (H) 3½" x (D) 10" x (L) 7" (back)




GRANITE



HICKORY BLEND



STONECREEK



CHARCOAL
 (CAPS ONLY)



allanblock.com



Bedford Tumbled™



STANDARD
(H) 3¹⁵/₁₆" × (D) 7⁷/₈" × (L) 11¹³/₁₆"



RADIUS
(H) 3¹⁵/₁₆" × (D) 7⁷/₈" × (L) 9¹/₈" (front)
(H) 3¹⁵/₁₆" × (D) 7⁷/₈" × (L) 6⁵/₈" (back)



GRANITE



HICKORY BLEND



RUSTIC ROCK



SAND

Granite, Hickory Blend + Sand available in fire pit kits.





STEPS + CAPS

Connect differing levels or provide a beautiful path to your outdoor oasis with any of our many step treads and stepping stone options. Considered the finishing touch it's amazing how a column or wall cap will enhance your outdoor living space. We have multiple cap styles and color options available that will make your design dynamic.



Yukon Step Tread



YUKON DIMENSIONAL STEP TREAD
(H) 6" x (D) 20" x (L) 36"
(H) 6" x (D) 20" x (L) 48"
(H) 6" x (D) 20" x (L) 72"




GRAPHITE



SAGEBRUSH



YUKON IRREGULAR STEP TREAD
(H) 6" x (D) 30" x (L) 48"



NATURAL*

**Irregular Step Tread +
Dimensional Step Tread 48".*





Chiseled Edge Step Tread



CHISELED EDGE STEP TREAD
(H) 6" x (D) 20" x (L) 36"



CHARLOTTE TAN



Yukon Garden Slabs



IRREGULAR
4 unique shapes and textures packaged
together on pallet.



GRAPHITE



SAGEBRUSH

Sold by the each.





Yukon Garden Slabs



RECTANGULAR
(H) 2" X (D) 17½" X (L) 29"



GRAPHITE



SAGEBRUSH

Sold by the each.

STEPS + CAPS



Charlotte Tan Single Bullnose pool coping



Charlotte Tan Double Bullnose finishing off a Stonecreek Allan Block Courtyard wall



Bullnose Series Caps & Copings



SINGLE BULLNOSE CAP
(H) 2³/₈" x (D) 13³/₁₆" x (L) 24"

Outside Right and Left Return Copings are available as stock items.




DOUBLE BULLNOSE CAP AND END
(H) 2³/₈" x (D) 12" x (L) 24"




CHARLOTTE TAN




SHADOW



SILVER



STARBUCK



BROWNSTONE



BULLNOSE POST CAP
(H) 2¹/₄" x (D) 28" x (L) 28"



CHARLOTTE TAN



SHADOW



SINGLE BULLNOSE PAVER
(H) 2³/₈" x (D) 12" x (L) 6"



RAVEN

Single Bullnose pavers have a single sided bullnose and can be used either as a step tread or pool coping.





Chiseled Edge Caps



WALL CAP
(H) 2¼" x (D) 12" x (L) 32"



WALL CAP RADIUS
(H) 2¼" x (D) 12" x (L) 9½" (front)
(H) 2¼" x (D) 12" x (L) 7½" (back)



FLAT POST CAP
(H) 2¼" x (D) 24" x (L) 24"
(H) 2¼" x (D) 26" x (L) 26"



WALL CAP END
(H) 2¼" x (D) 12" x (L) 32"



FIRE PIT CAP
(H) 2¼"
30" radius
42" radius
(H) 3"
38" radius


See associate to review custom size copings if your fire pit is different.



CHARLOTTE TAN



SHADOW



SILVER



STARBUCK



BROWNSTONE

Yukon Caps



YUKON WALL CAP
(H) 3" x (D) 14" x (L) 38"



YUKON POST CAP
(H) 3" x (D) 30" x (L) 30"




CHARCOAL



SAGEBRUSH

Sold by the each.





Yukon Sagebrush Seat Wall with Caps and Step Treads, Concourse Elite Sandy Oak Pavers with Halfmark Elite Hazelnut Border





FIREPLACES

The ambiance of a fireplace sets the stage for memorable moments so why not have one in your outdoor living room. A fireplace will extend the season to enjoy your patio and create a welcoming space to relax and enjoy the cool fresh air.

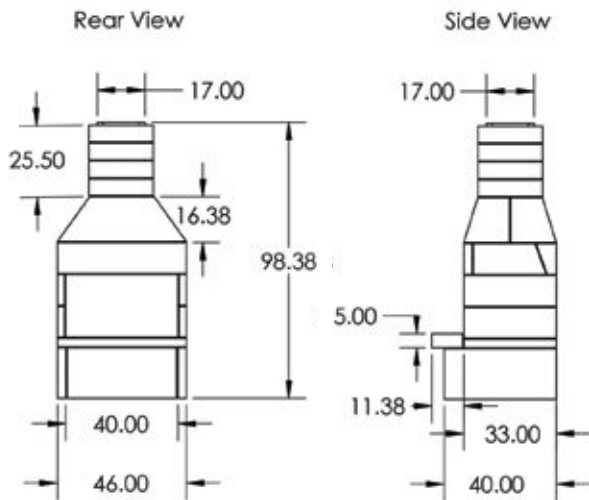




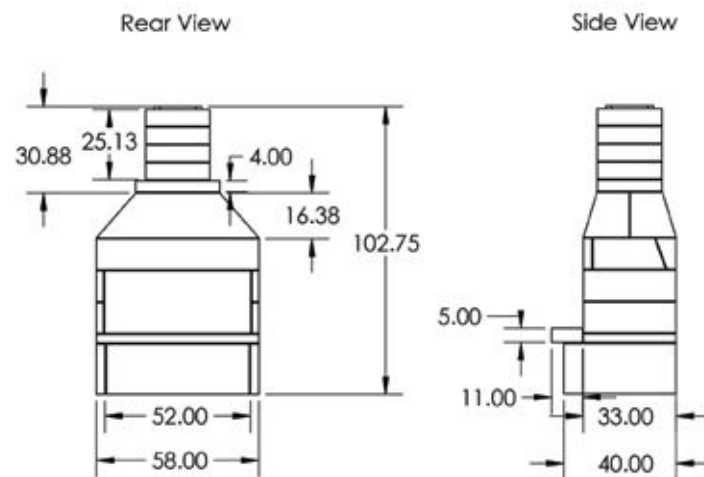
Stone Age Manufacturing Fireplace Kits

STONE AGE KIT MODEL	Overall Height	Overall Depth	Overall Width	Firebox Opening Height	Smoke Chamber Height	Overall Weight	Surface Space for Finish Veneer (Veneer sold separately.)
SA36 ARCHED FRONT FIREPLACE KIT	98.38"	44"	46"	28"	24"	2,800 lbs.	100 sq. ft. 32 in. ft. corners
SA48 ARCHED FRONT FIREPLACE KIT	102.75"	44"	58"	28"	24"	3,100 lbs.	125 sq. ft. 32 in. ft. corners
OPTIONAL: ARCHED OPENING WOOD STORAGE BOXES	36"	33"	36"	N/A	N/A	585 lbs.	29 sq. ft. 12 in. ft. corners

SA36 KIT



SA48 KIT



Other fireplace kits and RockCast hearth caps available, see associate for details. See page 91 for stone veneer options.

Round Grove Products Fireplaces

- Pre-assembled and ready to finish units offer instant installation.
- See below for stone veneer and hearth finishing options (sold separately).
- Heavy duty steel construction with glass-fiber reinforced sheathing and factory-applied scratch-coat on all sides.
- Pre-installed firebrick and chamber providing a good aesthetic.
- Chimney cap included in kit.
- Suitable for use with vented gas log systems.

ROUND GROVE FIREPLACE KIT MODEL	Overall Height	Overall Depth	Overall Width	Firebox Opening	Smoke Chamber Height	Overall Weight	Surface Space for Finish + Hearth Veneer (Sold separately from kit.)
FP1400 POCO FIREPLACE	88"	30"	48"	32" (W) X 21" (H)	21"	1,000 lbs.	90 sq. ft. 30 In. ft. corners Hearth Material: an additional 2 sq. ft.
FP1600 MEZZO FIREPLACE	104"	30"	55"	40" (W) X 24" (H)	24"	1,180 lbs.	100 sq. ft. 32 In. ft. corners Hearth Material: an additional 2 sq. ft.
OPTIONAL: WB30 30" WOOD BOX	36"	30"	30"	N/A	N/A	300 lbs.	10 sq. ft. 12 In. ft. corners

Other fireplace kits and RockCast hearth caps available, see associate for details. See page 91 for stone veneer options.



Round Grove Fireplace and Two Wood Boxes finished with ProVia Terra Cut Slate

*Begin
creating
memorable
moments
today.*







FIRE PIT

Embrace your inner child and unpack the s'more sticks for fun times with the kiddos. With the warmth from a fire pit you have the luxury to warm your toes or your marshmallows and enjoy a quiet relaxing evening on your patio. Our fire pit options allow you to choose the right size and shape to create the perfect fire pit for your patio space.



Yukon Series Fire Pit Kit

28 $\frac{3}{16}$ " INSIDE DIMENSION

48 $\frac{1}{16}$ " OUTSIDE DIMENSION (51" OUTSIDE EDGE OF CAP)

15" TALL

YUKON FIRE PIT KITS INCLUDE THE FOLLOWING:


- 8 - 16" YUKON WALL UNITS (4 PER COURSE)
- 8 - 22" YUKON WALL UNITS (4 PER COURSE)
- 4 - YUKON FIRE PIT CAPS (CHARCOAL ONLY)
- 1 - STEEL INSERT

Adhesive sold separately.

Gas or wood burning solutions.

Yukon Series units should be protected from direct wood burning solutions.

Firegear Outdoors gas burners available. See associate for details.



GRAPHITE



SAGEBRUSH



CHARCOAL (CAPS ONLY)



Yukon Sagebrush Fire Pit and Caps



AB Courtyard Collection Hickory Blend Fire Pit with Chiseled Edge Charlotte Tan Caps, LUME Insert

AB Courtyard Collection® Fire Pit


Customize your AB Courtyard York blocks to easily make round or square fire pit options. Optional RockCast caps available and recommended for gas fire pits only. Firegear Outdoors gas burners available. See associate for details.



STONECREEK



GRANITE



HICKORY BLEND

Bedford Tumbled™ Fire Pit Kits

30" FIRE PIT

30" INSIDE DIAMETER
46" OUTSIDE DIAMETER
16" TALL (4 COURSES IN KIT)
64 BEDFORD UNITS

42" FIRE PIT

42" INSIDE DIAMETER
58" OUTSIDE DIAMETER
16" TALL (4 COURSES IN KIT)
80 BEDFORD UNITS

Optional RockCast caps available and recommended for gas fire pits only.
Firegear Outdoors gas burners available. See associate for details.



GRANITE



HICKORY BLEND



SAND



Bedford Tumbled Radius Granite Fire Pit and Posts with RockCast Chiseled Edge Shadow Caps,
Concourse Elite Midnight Sky Pavers



Medira Fire Pit

24" X 24" INSIDE DIMENSION
 40" X 40" OUTSIDE DIMENSION
 12" TALL

Medira fire pits can be customized in a square or linear option to fit your space. Firegear Outdoors gas burners available. See associate for details.

Carmel Cream



Stone Age Manufacturing Fire Pit

42" INSIDE DIAMETER
 48" OUTSIDE DIAMETER
 18" TALL

Stone Age fire pits can be used as gas or wood. Requires 25 square feet of veneer, sold separately. See page 91 for stone veneer options. Firebrick is not required; however, if desired, will need 90 pieces. 9" wide, 3" thick RockCast caps are available and are recommended for gas burning only. Firegear Outdoors gas burners available. See associate for details.

Stone Age Fire Pit finished with StoneCraft Laurel Cavern Ledge Chardonay Stone Veneer, RockCast Chiseled Edge Caps

Rosetta® Kodah Fire Pit Kit

28" INSIDE
51" OUTSIDE
12" TALL

ROSETTA KODAH FIRE PIT KITS INCLUDE THE FOLLOWING:

- KODAH UNITS
- STEEL LINER

Firegear Outdoors gas burners available. See associate for details.



LIMESTONE



RIDGESTONE



Rosetta Kodah Ridgestone Fire Pit



Rosetta Belvedere Ridgestone Fire Pit

Rosetta Belvedere® Fire Pit Kit

40" INSIDE
58" OUTSIDE
14.5" TALL

ROSETTA BELVEDERE FIRE PIT KITS INCLUDE THE FOLLOWING:

- BELVEDERE UNITS AND COPING
- STEEL LINER

Firegear Outdoors gas burners available. See associate for details.



LIMESTONE



RIDGESTONE





STONE VENEERS

For a historically proven design aesthetic, enhance your backyard space with manufactured stone veneer. Manufactured stone veneer will add a natural element and elegance to your design as a finish on your fireplace, firepit, seat wall or barbeque surround.





Bar finished with ProVia Terra Cut Slate Stone Veneer, RockCast Shadow Custom Foot Rest, Pennsylvania Full Color Cleft Pattern Porcelain Tile Pavers

We offer a variety of thin stone veneer styles and colors. This page shows the collections that are readily available and in stock. See an associate for additional styles and colors available as special order.

STONECRAFT STONE VENEER



HERITAGE HAMILTON



HERITAGE PENNSYLVANIA



LEDGESTONE HAMILTON



LEDGESTONE PENNSYLVANIA

PROVIA STONE VENEER



LEDGESTONE SAGINAW



TERRA CUT SLATE

TOP TIER STONE VENEER (NATURAL STONE)



CAMEL BUFF



KENTUCKY FIELDSTONE



CANYON GREY

PROVIA HEARTH STONES



BROWN




BUFF



GRAY



Planters, Broad Street Bridge, Columbus, Ohio



Paver Planks, Veteran's Memorial Park, Huber Heights, Ohio



Custom Engraved Benches, Central State University, Wilberforce, Ohio



Custom Benches, Scioto Mile Riverfront, Columbus, Ohio



CUSTOM SITE SOLUTIONS

YOUR CREATIVITY + OUR EXPERTISE =
IMAGINATION BECOMES REALITY

At Reading Rock, we believe design shouldn't be limited by what's "standard." From aesthetic to structural, our concrete solutions allow you to create the exact look and feel you envision.

ONE SOLUTION ENDLESS POSSIBILITIES

◆ Site Furnishings

Benches, Planters, Bollards, Chairs

◆ Structural Elements

Pergola Supports, Entrance
Monuments

◆ Custom Pavers

Plank, Slab, Unique Designs, ADA Options

◆ Infrastructure Needs

Light Pole Bases, Stanchions, Curbs, Catch
Basins, Barriers, AC Pads, Pull Boxes, Tree
Monuments





Paver Slabs and Planks, Dayton Metro Library, Huber Heights, Ohio



Custom Curbing



Standard Parking Curbs



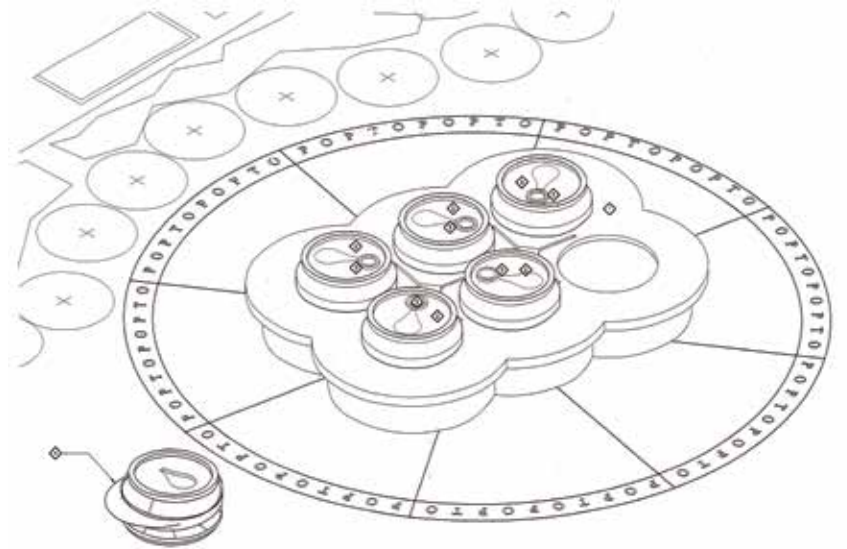
Custom Benches and Pavers, Town Branch Project, Lexington, Kentucky



Custom, PopTop Monument, Dayton, Ohio

DREAM AWAY IN CONCRETE

Our manufacturing professionals have the knowledge and experience to customize a color or shape to bring your artistic visions to reality making the right concrete products for your project.







ACCESSORIES

At Reading Rock, we offer a variety of accessory items to help complete your project. From polymeric sand to geogrid reinforcement you can rest assured we have the best accessories to support your project.



EDGING

Secure the edges of your paver project with edging available in rigid & flexible plastic or a fiber reinforced concrete restraint.



HEARTH ACCESSORIES

Firegear Outdoors 30" and 42" round gas burner kit inserts to upgrade your fire pit.

Firegear Outdoors jewelry available from lava rocks to broken glass adding flare to your fire.



POLYMERIC SANDS

Polymeric sands help stabilize and protect the joints of your paver projects.
50 lbs. bags available.



PAVER JOINT SAND

Revolutionary permeable joint material designed to stabilize joints during rain... or shine.



SEALERS + CLEANERS+ STRIPPERS

For protection and/or to enhance your paver surfaces. When needed, we provide ready-to-use cleaners and strippers.



GEOGRID + FABRIC

Regardless of wall height, we have geogrid to help you build walls with limitless height.



WALL DRAIN PRO®


Easily vent the drain pipes from behind your retaining wall.




FENCE FOUNDATIONS

For installing fence and/or railing posts behind your retaining wall.





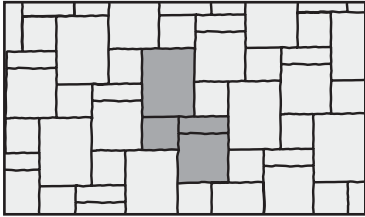


PATTERNS + SPECIFICATIONS

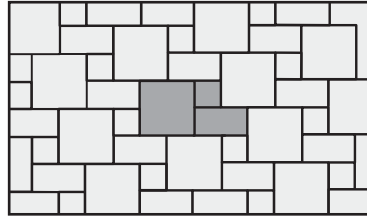
You've dreamed and envisioned your outdoor living space now is the time to get further into the details of the design. Our paver and wall styles offer several pattern options to choose from. The following pages will assist you in this task along with the product's specifications that identifies color and packaging details to ensure your project is a success.



BOARDWALK ELITE

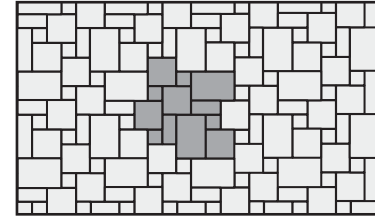


CONCOURSE ELITE




PATTERN 57
 24" x 24" = 57% (12" x 12" CONCOURSE)
 12" x 24" = 29% (6" x 12" CONCOURSE)
 12" x 12" = 14% (6" x 6" CONCOURSE)

LEGACY ELITE




VERSAILLES

OXFORD ELITE

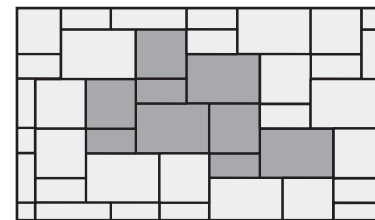


MUSTER D
 RECTANGLE = 60%
 SQUARE = 40%

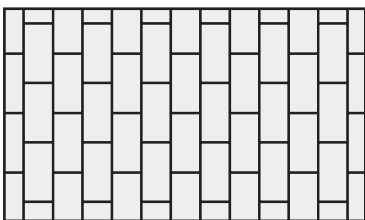


MUSTER K
 RECTANGLE = 70%
 SQUARE = 30%


PENDLETON ELITE



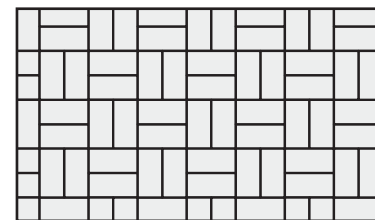
COBBLE ELITE, HALFMARK ELITE + CLAY



RUNNING BOND
 Can be used with any rectangle.








90° HERRINGBONE
 Can be used with any rectangle.



BASKET WEAVE (2 pcs.)
 Pattern for Halfmark + Clay pavers only.

ALLAN BLOCK RETAINING WALL COLLECTIONS

	AB COLLECTION	AB EUROPA
<p>PATTERNS ARE 10 FT. SECTIONS</p>  <p>8" 1 COURSE</p>	<p>2 AB CLASSIC 2 AB JUMBO JUNIOR 6 AB LITE STONE 4 AB JUNIOR LITE</p>	<p>2 AB DOVER 2 AB PALERMO 6 AB BARCELONA 4 AB BORDEAUX</p>
 <p>16" 2 COURSE</p>	<p>6 AB CLASSIC 4 AB JUMBO JUNIOR 8 AB LITE STONE 8 AB JUNIOR LITE</p>	<p>6 AB DOVER 4 AB PALERMO 8 AB BARCELONA 8 AB BORDEAUX</p>
 <p>16" 2 COURSE LITE</p>	<p>7 AB JUMBO JUNIOR 15 AB LITE STONE 12 AB JUNIOR LITE</p>	<p>7 AB PALERMO 15 AB BARCELONA 12 AB BORDEAUX</p>
 <p>24" 3 COURSE</p>	<p>10 AB CLASSIC 10 AB JUMBO JUNIOR 10 AB LITE STONE 4 AB JUNIOR LITE</p>	<p>10 AB DOVER 10 AB PALERMO 10 AB BARCELONA 4 AB BORDEAUX</p>
 <p>24" 3 COURSE LITE</p>	<p>14 AB JUMBO JUNIOR 19 AB LITE STONE 18 AB JUNIOR LITE</p>	<p>14 AB PALERMO 19 AB BARCELONA 18 AB BORDEAUX</p>

Note: A base course of full size blocks (AB Classic or AB Dover) needs to be included. For each 10 ft. (3.0 m) of wall length you will need 7 full size blocks. For 10 ft. (3.0 m) of wall length for AB Capstones, you will need 7 AB Caps.

PAVER SPECIFICATIONS

PAVING STONES	Product	Dimensions* (D x L x H)	Pieces / Sq. Ft. per Layer / Pallet	Pieces / Layers / Sq. Ft. Per Pallet	Weight per Pallet	Stock Colors
2CM PORCELAIN TILE PAVERS p 34	12" x 12"	11.75" x 11.75" x .75"	5 pcs/crtns. = 4.85 sq. ft.	45 crtns/pallet = 218 sq. ft.	2,095 lbs.	Full Color Cleft Pattern
	12" x 24"	11.75" x 23.33" x .75"	4 pcs/crtns. = 7.75 sq. ft.	40 crtns/pallet = 310 sq. ft.	2,955 lbs.	Full Color Cleft Pattern
	24" x 24"	23.33" x 23.33" x .75"	2 pcs/crtns. = 7.75 sq. ft.	36 crtns/pallet = 279 sq. ft.	2,670 lbs.	Full Color Cleft Pattern
	Full Bullnose Coping	11.75" x 23.5" x .75"	4 pcs/crtns. = 8 ln. ft.	max 32 crtns/pallet = 256 ln. ft.	2,306 lbs.	Full Color Cleft Pattern
ARCHILINE ELITE p 24	ArchiLine Elite - Full Layer	Various 5.625" x 12" 5.625" x 16" 5.625" x 20"	15.27 sq. ft. per layer 8 pcs./layer 8 pcs./layer 8 pcs./layer	8 layers/pallet = 122.16 sq. ft.	3,260 lbs.	Misty Grey
ARCHISLAB ELITE p 25	ArchiSlab Elite	24" x 24"	16 sq. ft. per layer 4 pcs./layer	8 layers/pallet = 128 sq. ft.	3,590 lbs.	Ashen, Coastal Grey, Misty Grey, Pearl, Sea Shell
	ArchiSlab XL Elite	24" x 36"	12 sq. ft. per layer 2 pcs./layer	8 layers/pallet = 96 sq. ft.	2,693 lbs.	Ashen, Coastal Grey, Misty Grey, Pearl, Sea Shell
BOARDWALK ELITE p 27	Boardwalk Elite - Full Layer	Various 6" x 18" 12" x 12" 18" x 18" 18" x 24"	16 sq. ft. per layer 2 pcs./layer 4 pcs./layer 2 pcs./layer 2 pcs./layer	8 layers/pallet = 128 sq. ft.	3,482 lbs.	Buckhorn, Mesquite, Misty Grey, Pike Place
COBBLE ELITE p 33	Cobble Elite - Full Layer	2.375" x 7.875"	12.46 sq. ft. per layer 96 pcs./layer	8 layers/pallet = 99.75 sq. ft.	2,868 lbs.	Buckhorn, Burnt Red, Coal
CONCOURSE ELITE p 29	Concourse Elite - Full Layer	Various 6" x 6" 6" x 12" 12" x 12"	13.91 sq. ft. per layer 8 pcs./layer 8 pcs./layer 8 pcs./layer	8 layers/pallet = 111.28 sq. ft.	3,151 lbs.	Ashen, Buckhorn, Crimson, Mesquite, Midnight Sky, Sandy Oak
HALFMARK ELITE p 32	Halfmark Elite - Full Layer	4" x 8"	13.33 sq. ft. per layer 60 pcs./layer	9 layers/pallet = 119.97 sq. ft.	3,285 lbs.	Burnt Red, Chocolate, Coal, Hazelnut, Iron, Mesquite, Pearl
LEGACY ELITE p 28	Legacy Elite - Full Layer	Various 8" x 8" 8" x 16" 16" x 16" 16" x 24"	16 sq. ft. per layer 4 pcs./layer 2 pcs./layer 4 pcs./layer 2 pcs./layer	8 layers/pallet = 128 sq. ft.	3,482 lbs.	Ashen, Buckhorn, Coastal Grey, Mesquite, Misty Grey, Pike Place, Sandy Oak, Sea Shell
OXFORD ELITE p 30	Elite Square - Full Layer	5.5" x 5.5"	13.44 sq. ft. per layer 64 pcs./layer	8 layers/pallet = 107.52 sq. ft.	2,944 lbs.	Buckhorn, Crimson, Coal, Mesquite, Midnight Sky
	Elite Rectangle - Full Layer	5.5" x 8.25"	12.60 sq. ft. per layer 40 pcs./layer	8 layers/pallet = 100.8 sq. ft.	2,773 lbs.	Buckhorn, Crimson, Coal, Mesquite, Midnight Sky
OXFORD TUMBLED p 31	Square	5.5" x 5.5"	60 pcs/strap = 12.625 sq. ft.	8 straps/pallet = 101 sq. ft.	2,727 lbs.	Cimarron, Grey Quartz, Pewter, Riverside
	Rectangle	5.5" x 8.25"	60 pcs/strap = 19 sq. ft.	5 straps/pallet = 95 sq. ft.	2,565 lbs.	Cimarron, Grey Quartz, Pewter, Riverside
PENDLETON ELITE p 26	Pendleton Elite - Full Layer	Various 4.75" x 9.5" 9.5" x 9.5" 9.5" x 14.25"	16.08 sq. ft. per layer 10 pcs./layer 8 pcs./layer 8 pcs./layer	8 layers/pallet = 128.6 sq. ft.	3,438 lbs.	Buckhorn, Crimson, Mesquite, Midnight Sky, Pike Place, Sandy Oak
PERMEABLE PAVERS	Product	Dimensions* (D x L x H)	Pieces / Sq. Ft. per Layer / Pallet	Pieces / Layers / Sq. Ft. Per Pallet	Weight per Pallet	Stock Colors
p 36	HydraBric III - Full Pallet	3.75" x 8" x 3.125" (full piece) 3.75" x 3.76" x 3.125" (half piece)	288 full pcs.; 84 half pcs./pallet	84 sq. ft.	2,780 lbs.	Granite
	Turflock	15.75" x 23.625" x 3.125"	1 unit = 2.59 sq. ft.	32 pcs/pallet = 82.88 sq. ft.	1,872 lbs.	Concrete Gray

Reading Rock recommends using a roller compactor on large format pavers. *All pavers are 2.375" in height unless otherwise noted. All dimensions are approximate.

WALLS	Product	Dimensions* (H x D x L)	Weight	Pieces (Sq. Ft.) per Pallet	Product Weight per Full Pallet	Colors
AB COLLECTION p 43	AB Classic	7.875" x 11.875" x 17.625"	80 lbs.	40 (39)	3,200 lbs.	Granite, Hickory Blend, Marbled Buff, Natural, Stonecreek
	AB Jumbo Jr.	7.875" x 9.5" x 8.8125"	36 lbs.	80 (39)	2,880 lbs.	Granite, Hickory Blend
	AB Lite Stone	3.9375" x 10.5" x 17.625"	48 lbs.	64 (31)	3,072 lbs.	Granite, Hickory Blend, Marbled Buff, Natural, Stonecreek
	AB Junior Lite	3.9375" x 9.5" x 8.75"	25 lbs.	128 (31)	3,200 lbs.	Granite, Hickory Blend
	AB Classic Corner	7.875" x 7.8125" x 15.625"	60 lbs.	36	2,160 lbs.	Granite, Hickory Blend, Marbled Buff, Natural, Stonecreek
	AB Classic Cap	3.625" x 11.875" x 17.625"	60 lbs.	64 (94 ln. ft.)	3,840 lbs.	Granite, Hickory Blend, Marbled Buff, Natural, Stonecreek
AB COURTYARD COLLECTION p 59	AB York	6" x 7" x 9" (front) 6" x 7" x 7.5" (back)	21 lbs.	72 (24)	1,512 lbs.	Granite, Hickory Blend, Stonecreek
	AB Dublin	6" x 7" x 16.5" (front and back)	45 lbs.	72 (50)	3,240 lbs.	Granite, Hickory Blend, Stonecreek
	AB Courtyard Corner	6" x 7" x 15.5" (front) 6" x 7" x 15" (back)	44 lbs.	72	3,168 lbs.	Granite, Hickory Blend, Stonecreek
	AB Courtyard Wall Cap	3.5" x 10" x 9.25" (front) 3.5" x 10" x 7" (back)	22 lbs.	144 (97 ln. ft.)	3,168 lbs.	Charcoal <i>Limited supply of caps in Hickory Blend</i>
AB EUROPA COLLECTION p 45	AB Dover	7.875" x 10.5" x 17.625"	88 lbs.	40 (39)	3,520 lbs.	Stonecreek
	AB Palermo	7.875" x 9.5" x 8.8125"	41 lbs.	80 (39)	3,280 lbs.	Stonecreek
	AB Barcelona	3.9375" x 10.5" x 17.625"	48 lbs.	64 (31)	3,072 lbs.	Stonecreek
	AB Bordeaux	3.9375" x 10.5" x 8.8125"	25 lbs.	128 (31)	3,200 lbs.	Stonecreek
	AB Europa Corner	7.875" x 7.75" x 15.625"	60 lbs.	36	2,160 lbs.	Stonecreek
	AB Europa Cap	3.625" x 11.875" x 17.625"	60 lbs.	64 (94 ln. ft.)	3,840 lbs.	Stonecreek
AB METROPOLITAN COLLECTION p 41	AB Metro Classic	7.875" x 11.875" x 17.625"	77 lbs.	40 (39)	3,080 lbs.	Birchwood, Coal, Slate Grey
	AB Metro Corner	7.875" x 7.8125" x 15.625"	53 lbs.	36	1,908 lbs.	Birchwood, Coal, Slate Grey
	AB Metro Cap	3.625" x 11.875" x 17.625"	56 lbs.	64 (94 ln. ft.)	3,584 lbs.	Birchwood, Coal, Slate Grey
AULTWALL p 47	Standard	4" x 8" x 12"	27 lbs.	105 (35)	2,835 lbs.	Marbled Buff
	Oversize Beveled Face	6" x 11.75" x 16.9375"	78 lbs.	48 (34)	3,744 lbs.	Natural
	Oversize Straight Face	6" x 11.75" x 17.5"	78 lbs.	48 (34)	3,744 lbs.	Granite, Hickory Blend, Marbled Buff
	Oversize Angled Cap	3" x 10.75" x 17.625" (front) 3" x 10.75" x 13.25" (back)	40 lbs.	72 (93 ln. ft.)	2,880 lbs.	Granite, Hickory Blend, Marbled Buff, Natural
BEDFORD TUMBLLED p 61	Standard	3.9375" x 7.875" x 11.8125"	30 lbs.	96 (31)	2,880 lbs.	Granite, Hickory Blend, Rustic Rock, Sand
	Radius	3.9375" x 7.875" x 9.125" (front) 3.9375" x 7.875" x 6.625" (back)	19 lbs.	144 (31)	2,700 lbs.	Granite, Hickory Blend, Rustic Rock, Sand
MEDIRA SEAT WALL p 55	Medira Seat Wall - Full Pallet	4" x 8" x 16"	38 lbs.	90 (40) 18 per layer	3,420 lbs.	Carmel Cream, Shadow, Silver Slate
ROSETTA BELVEDERE p 48	Belvedere Wall - Full Pallet	3" and 6" x 9" x 3" / 12" / 18"	All sizes packaged together on pallet.	(27)	2,280 lbs.	Limestone, Ridgestone
	Belvedere Corner - Full Pallet	Various 1 pallet = 3' column	All sizes packaged together on pallet.	(24)	1,468 lbs.	Limestone, Ridgestone
ROSETTA GRAND LEDGE p 50	Grand Ledge Retaining Wall - Full Pallet	12" x 20" x 36" / 48" / 60" / 72"	All sizes packaged together on pallet.	(18)	3,900 lbs.	Limestone (non-stock), Ridgestone (non-stock)
	Corner / Cap - Full Pallet	12" x 20" x 36" / 54"	All sizes packaged together on pallet.	(15)	3,150 lbs.	Limestone (non-stock), Ridgestone (non-stock)

WALL SPECIFICATIONS

WALLS	Product	Dimensions* (H x D x L)	Weight	Pieces (Sq. Ft.) per Pallet	Product Weight per Full Pallet	Colors
ROSETTA HEARTWOOD p 50	Heartwood - Full Pallet	6" x 8" x 42"	176.6 lbs.	15 (26.25)	2,650 lbs.	Limestone (non-stock), Ridgestone (non-stock)
ROSETTA KODAH p 49	Kodah Wall - Full Pallet	6" x 10.5" x 12" / 21" / 30" / 42"	All sizes packaged together on a layer.	(21)	2,450 lbs.	Limestone, Ridgestone
	Kodah Corner	6" x 10.5" x 21" (front)	156+/-	(21)	2,500 lbs.	Limestone, Ridgestone
VERSA-LOK p 46	Standard	6" x 12" x 16"	81 lbs.	48 (32)	3,888 lbs.	Granite, Marbled Buff, Natural, Stonecreek
	Universal Cap Block	3.625" x 11.875" x 16"	58 lbs.	60 (80 ln. ft.)	3,540 lbs.	Granite, Marbled Buff, Natural, Stonecreek
YUKON SERIES p 57	Yukon Wall	6" x 10" x 12" 6" x 10" x 16" 6" x 10" x 22" 6" x 10" x 32"	60 lbs. 80 lbs. 110 lbs. 160 lbs.	48 (24) 32 (21.3) 24 (21.9) 16 (21.3)	2,880 lbs. 2,560 lbs. 2,640 lbs. 2,560 lbs.	Graphite, Sagebrush
	Yukon Wall Cap	3" x 14" x 38"	136 lbs.	15 (47.5 ln. ft.)	1,890 lbs.	Charcoal, Sagebrush

CAPS (COPINGS) + TREADS	Product	Dimensions* (H x D x L)	Weight	Pieces (Ln. Ft.) per Pallet	Product Weight per Full Pallet	Colors
	Belvedere Coping - Layer	2.25" x 10.25" x 6" to 18"	All sizes packaged together on a layer.	(11 ln. ft./layer, 66 ln. ft./pallet)	1,400 lbs.	Limestone, Ridgestone
	Belvedere Post Cap	2.5" x 27" x 27"	141.6 lbs.	10	1,416 lbs.	Limestone, Ridgestone
	Chiseled Face Step Tread	6" x 20" x 36"	331 lbs.	8 pcs. (24 ln. ft.)	2,648 lbs.	Charlotte Tan
	RockCast Fire Pit Caps	30" Diameter (ID) - 2.25" (H) 38" Diameter (ID) - 3" (H) 42" Diameter (ID) - 2.25" (H)	n/a	8 pcs./kit 4 pcs./kit 8 pcs./kit	227 lbs. 303 lbs. 280 lbs.	Brownstone, Charlotte Tan, Shadow, Silver, Starbuck
	RockCast 2.25" Bullnose Post Cap (all four sides with bullnose)	2.25" x 28" x 28"	138 lbs.	10	1,380 lbs.	Charlotte Tan, Shadow
	RockCast 2.25" Flat Post Cap (all four sides chiseled)	2.25" x 24" x 24" 2.25" x 26" x 26"	101 lbs. 119 lbs.	10	1,010 lbs. 1,190 lbs.	Brownstone, Charlotte Tan, Shadow, Silver, Starbuck
	RockCast Wall Cap (2 face sides chiseled)	2.25" x 12" x 32"	67 lbs.	40 (106.67 ln. ft.)	2,680 lbs.	Brownstone, Charlotte Tan, Shadow, Silver, Starbuck
	RockCast Wall Cap End (2 face sides + 1 end chiseled)	2.25" x 12" x 32"	67 lbs.	40 (106.67 ln. ft.)	2,680 lbs.	Brownstone, Charlotte Tan, Shadow, Silver, Starbuck
	RockCast Wall Cap Radius (2 face sides chiseled)	2.25" x 12" x 9.3125" (front) 2.25" x 12" x 7.0625" (back)	17 lbs.	80 (55 ln. ft.)	1,360 lbs.	Brownstone, Charlotte Tan, Shadow, Silver, Starbuck
	RockCast Single Bullnose Coping	2.375" x 13.1875" x 24"	60 lbs.	20 (40 ln. ft.)	1,200 lbs.	Brownstone, Charlotte Tan, Shadow, Silver, Starbuck
	RockCast Bullnose Right/Left Return	2.375" x 13.1875" x 25.1875"	62 lbs.	15 (31.48 ln. ft.)	930 lbs.	
	RockCast Double Bullnose Coping	2.375" x 12" x 24"	53 lbs.	20 (40 ln. ft.)	1,060 lbs.	Brownstone, Charlotte Tan, Shadow, Silver, Starbuck
	RockCast Double Bullnose End	2.375" x 12" x 25.1875"	50 lbs.	15 (31.48 ln. ft.)	750 lbs.	
	Single-Sided Bullnose	2.375" x 12" x 6"	13.5 lbs.	208 (104 ln.ft.)	2,566 lbs.	Raven
	Universal Cap Block	3.625" x 11.875" x 16"	58 lbs.	60 (80 ln. ft.)	3,540 lbs.	Granite, Marbled Buff, Natural, Stonecreek
	Yukon Post Cap	3" x 30" x 30"	230 lbs.	10	2,300 lbs.	Charcoal, Sagebrush
	Yukon Dimensional Step Tread	6" x 20" x 36" 6" x 20" x 48" 6" x 20" x 72"	367.5 lbs. 490 lbs. 735 lbs.	8 6 4	2,940 lbs. 2,940 lbs. 2,940 lbs.	Graphite, Sagebrush Graphite, Natural, Sagebrush Graphite, Sagebrush
	Yukon Fire Pit Cap	3" x 11.5" x 39.5625"	116.15 lbs.	20	2,323 lbs.	Charcoal, Sagebrush
	Yukon Garden Slab Irregular	Various	Various	24	2,112 lbs.	Graphite, Sagebrush
	Yukon Garden Slab Rectangular	2" x 17.5" x 29"	84.5 lbs.	24	2,028 lbs.	Graphite, Sagebrush
	Yukon Irregular Step Tread	6" x 30" x 48"	650 lbs.	4 pcs. (16 ln. ft.)	2,600 lbs.	Graphite, Natural, Sagebrush
	Yukon Wall Cap	3" x 14" x 38"	136 lbs.	15 (43.8 ln. ft.)	1,890 lbs.	Charcoal, Sagebrush

Reading Rock recommends choosing colors after reviewing physical samples due to variations with photography. *All product dimensions are approximate.

READING ROCK LOCATIONS

CORPORATE OFFICE
4600 Devitt Dr.
Cincinnati, OH 45246
513.874.2345

CINCINNATI
SELECTION CENTER
10025 Princeton-Glendale Rd.
Cincinnati, OH 45246
513.874.2345

DAYTON
10075 Sheehan Rd.
Centerville, OH 45458
937.746.7139

INDIANAPOLIS
12595 Cumberland Rd.
Fishers, IN 46038
317.913.9442

LOUISVILLE
13698 Aiken Rd.
Louisville, KY 40245
502.254.0011

COLUMBUS
1150 Sullivant Ave.
Columbus, OH 43223
614.224.9241

COLUMBUS
2646 Morse Rd.
Columbus, OH 43231
614.639.6909

NEWARK
130 N. Cedar St.
Newark, OH 43055
740.349.9691

WALTON
10700 US Highway 25
Walton, KY 41094
859.371.0588

CHAMPAIGN
(Production Facility only)
801 N. McKinley Ave.
Champaign, IL 61821



DISTRIBUTED BY



800.482.6466
www.readingrock.com

LIKE + FOLLOW US ON:  