



ROCHESTER

CONCRETE PRODUCTS

2026 HARDSCAPES COLLECTION

Our HARDCAPES...

At Rochester Concrete Products, we don't just see hardscapes—we see a place where family gatherings, quiet moments, and endless memories unfold. We see possibilities to create stunning, lasting spaces that bring potential future memories to life.

With over a century of craftsmanship and expertise behind us and new state-of-the-art facilities now online, we're setting a new standard for beauty, quality, and durability. Our products are built to withstand the test of time, with rich, durable colors and unique finishes that ensure your backyard is as captivating tomorrow as it is today.

Our latest innovations in pavers and walls are here to help you shape the backyard of your dreams—one that's not just a space, but a lasting reflection of your style. At Rochester Concrete Products, we don't just build patios and walkways; we help you create memories for years to come.

CONTENTS

The New Standard 4

Chroma Color Technology 6

Chroma Shield+ Technology 7

New Colors 8

Featured Projects 10-31

Idea Gallery 32-41

Paver Reference Guides 108-110

Warranty 111

PAVERS & SLABS

Accent Pavers 69

American Brick Paver..... 68

Antique Travertine Tiles 44

Barrington Paver 54

Bullnose Paver 96

Cheyenne Paver **NEW** 59

Colonial Pavers 66

Contours Pavers..... 48

GeoCeramica Paver 42

Holland Paver 70

Lamont Paver 71

Mezzano Paver 56

Minnetonka Paver 52

Reno Paver 62

Serano Pavers 57

Silhouette Paver 50

Slate Tiles 46

Strata Paver **NEW** 60

Tahoe Paver 63

Titan Slab 64

Vista Slab **NEW**..... 61

Windom Paver 58

PERMEABLE PAVERS

Cobble Stone Paver 67

Holland-Eco Paver 72

Pacific-Eco Paver 73

RETAINING WALLS

Classic 6 and 8 Walls 88

Classic 6 Colonial Wall 84

Contemporary Wall..... 80

Cottage Stone Wall 90

Kodah Wall 91

Lakeland Wall 83

Olympic Wall 76

Outcropping Wall 91

Palisade Wall **NEW** 74

Premier 6 & 8 Walls 86

Recon Wall 92

Riverland Walls 82

Vintage 6 Walls 78

Versa-Lok Standard Wall 93

ACCESSORIES

Bullnose Paver 96

Contemporary Cap 99

Chiseled Caps and Tops 98

Edgers 97

Steps 94

Stepping Stones 96

OUTDOOR LIVING KITS

Contemporary Kits 100

Fireplace Kits 104

Fire Rings & Pits 107

Grill Kits 106

Necessaries Kits 102

Seatwall and Pillar Kits 107

Sizzler Pro Grills 106





Corporate Office: 7200 Broadway Ave N, Rochester, MN 55906
Phone (507) 288-8850 / rochesterpc.com

Rochester Concrete Products is a third-generation, family-owned manufacturer of mortarless concrete products dating back to 1914. We have consistently produced an extensive line of innovative hardscapes and building products that pass rigid quality control requirements — meeting or exceeding ASTM standards for strength, durability and freeze/thaw.





PLEASE NOTE: Our products are made from facemix or solid color concrete for lasting appearance and durability. Photographs contained herein are for representation only. Refer to actual product samples when making color selection. Product dimensions given are nominal. See the RCP Product Guide for packaging, pallet configurations, product specifications, patterns, detailed descriptions and warranties.

The information presented here has been prepared for the benefit of customers interested in Rochester Concrete Products. Rochester Concrete Products assumes no liability for its accuracy or completeness. Final determination of the suitability of any information or material for the use contemplated, or for its manner of use, is the sole responsibility of the user. Certain products not available in all areas.





The NEW STANDARD for YOUR HOME

In 2024, with the opening of our newest plant in Jordan, MN, Rochester Concrete Products is setting a NEW STANDARD for hardscape products that homeowners can trust. When you select an RCP product for your project you get:

VIBRANT COLORS MADE TO LAST: Our state-of-the-art Chroma Color system produces a saturated layer of vibrant color on the surface of the pavers creating bold, rich colors that will last.

CONSISTENT QUALITY: Precise, computerized controls throughout the manufacturing process, produce consistent colors, surfaces, and edge details—ensuring a seamless look for your patio, walkway, or driveway every time.

UNMATCHED DURABILITY: We use the finest raw materials and latest technology to ensure you are as happy with the look of your project in five years as you are today.


Protection from staining, fading and the effects of weather are all built into our manufacturing process.

When selecting pavers and other hardscape products for your outdoor space, focus on key elements such as color, style, pattern, and detail to create a cohesive design that complements your home's roofing, siding, and stonework while reflecting your personal taste. Consider how textures, shapes, and surface finishes align with your architectural style and intended use of the space. Explore patterns and accents like inlays, caps, or borders for added flair. Most importantly, prioritize quality and durability when selecting products to ensure your hardscape not only enhances your space visually today but stands the test of time.

For all these decisions, engaging with a qualified landscape professional can help make the process easier and ensure your decisions support your overall vision for your project.

CHROMA COLORING SYSTEM SETS the NEW STANDARD for COLOR VIBRANCY, CONSISTENCY and DURABILITY.

Chroma Color™ facemix combines carefully selected pigments and fine-grade materials to create a surface with exceptional richness and visual detail. Each unit showcases subtle tonal shifts that elevate the character and authenticity of the paver. Built for durability and lasting vibrancy, Chroma Color keeps outdoor spaces looking warm, modern, and beautifully finished for years.



**CHROMA
COLOR™**

CHROMA SHIELD+ PROTECTED PAVERS STAND UP to the DAMAGING EFFECTS of TIME and MOTHER NATURE.

CHROMA SHIELD+: THE NEXT EVOLUTION IN COLOR & STAIN PROTECTION

Developed using the latest breakthroughs in surface sealing technology, Chroma Shield+ delivers a deeper, more resilient layer of protection designed to keep hardscape surfaces looking vibrant, clean, and beautiful for years to come.

DEEPER PROTECTION. LONGER-LASTING COLOR. SUPERIOR PERFORMANCE.

Chroma Shield+ works at the microscopic level, penetrating the paver's facemix to form a powerful, long-lasting protective barrier. This advanced integration of concrete and sealer technology enhances the natural richness of our Chroma Color™ facemix while significantly improving fade resistance—even under intense UV, heavy use, and extreme weather conditions.

ENHANCED STAIN RESISTANCE

Chroma Shield + reduces the porosity of the pavers surface keeping stains and spills on the surface instead of penetrating into the paver. Pavers treated with Chroma Shield+ offer exceptional resistance to stains from common items such as wine, ketchup, mulch, leaves, and other outdoor materials.

While no paver is completely stain-proof, most stains remain on the surface and can be easily cleaned with simple soap, water, and a brush.



**CHROMA
SHIELD+™**



INTRODUCING THIS YEAR'S NEWEST HEAD-TURNING COLORS!


Three new 2026 paver colors (Sedona, Sterling, and Kodiak Sand) join Sahara from last year, to reflect the continued shift in outdoor design toward warm, comforting earth tones paired with sophisticated neutrals.


Homeowners and designers are increasingly gravitating toward palettes that feel grounded, natural, and timeless. Our new 2026 colors were developed to give you more options to capitalize on these trends in homeowners preferences.

While subtle in their variation, each new color offers homeowners nuanced design and sophistication that allow them to express their unique vision for their outdoor space



SAHARA features a warm, sun-washed blend of soft beige and subtle cream tones, creating a natural, inviting aesthetic that complements both modern and traditional designs. Its gentle tonal movement adds depth without overwhelming the space. The overall effect is light, warm, and effortlessly timeless.






KODIAK SAND brings a refined, natural warmth with its soft beige and off-white base accented by subtle charcoal veining. The gentle movement in the surface adds visual interest while maintaining a clean, versatile look suited for a wide range of outdoor designs. It delivers an elevated, on-trend aesthetic that blends seamlessly with both warm and cool design palettes.



STERLING offers a soft blend of warm grey and subtle white, creating a clean, modern look with subtle tonal movement. Its understated elegance makes it an easy, versatile choice that pairs beautifully with both contemporary and classic outdoor design.



SEDONA captures the warm, earthy character of its namesake—echoing the rich, sun-baked tones and subtle striations reminiscent of Sedona, Arizona's iconic desert landscapes. Its blend of deep browns and soft golden highlights brings a naturally rugged yet refined aesthetic, perfect for creating inviting outdoor spaces with a hint of Southwestern warmth.



A large, two-story house with a dark grey shingled roof and brown siding. A prominent stone chimney is on the left side. The house features multiple windows, including a large arched window on the second floor and a smaller arched window on the first floor. A covered porch with white columns is on the right. The house is surrounded by a well-manicured lawn and garden with various shrubs and flowers. A paved driveway leads to the house.

2026 FEATURED PROJECTS GALLERY



FEATURED PROJECT

NEXT LEVEL of CURB APPEAL

Wayzata, MN

CONTOURS - Beige
SMOOTH ACCENT - Beige (special order)



Scan for video





FEATURED PROJECT

LAKESIDE LUXURY



Mitchell, SD

CLASSIC COLONIAL WALL - Bluestone
GRAND STEP - Natural
HOLLAND PAVER - Rosewood
MINNETONKA - Glacier Creek
BARRINGTON - Glacier Creek
SMOOTH ACCENT - Mocha



Scan for video





FEATURED PROJECT

RESIDENTIAL RESORT

Lake City, IA

GEOCERAMICA - Sable



Scan for video





FEATURED PROJECT

SIMPLICITY ELEVATED


Orono, MN

PALISADE - Cascade
CONTEMPORARY CAP - Onyx



Scan for video





FEATURED PROJECT

CONTEMPORARY RETREAT

Libertyville, IL

GEOCERAMICA - Pearle



Scan for video





FEATURED PROJECT


LAKESHORE PARADISE

Spirit Lake, IA

CLASSIC 6 COLONIAL WALL - Bluestone
4" UNIVERSAL CAP - Bluestone
MEZZANO - Cascade
GRAND FIRE RING - Bluestone



Scan for video





COZY COMFORT


Eden Prairie, MN

RENO - Latte
SMOOTH ACCENT - Bone & Mocha



Scan for video





URBAN OASIS



Lake Geneva, WI

TITAN - Pewter
PALISADE WALL - Cascade
CONTEMPORARY CAP - Onyx



Scan for video





FEATURED PROJECT

COUNTRYSIDE ESCAPE


Jordan, MN

BARRINGTON - Santa Fe
SOOTH ACCENT - Onyx
PREMIER 6 & 3" UNIVERSAL CAP - Bluestone



Scan for video





FEATURED PROJECT


A WARM WELCOME

Prior Lake, MN

RENO - Cascade
SMOOTH ACCENT - Onyx



Scan for video






YOUR HOME'S LANDSCAPE AS A WORK OF ART!

We are continually inspired by the creativity and craftsmanship of our customers. Our project profiles and galleries showcase stunning designs that reflect their unique visions. Explore the gallery and let these ideas spark your own creativity as you imagine transforming your outdoor space into something extraordinary!






DRIVEWAYS and ENTRANCES





5



8





6

- 1 MEZZANO - Cascade
- 2 TAHOE - Beechwood (Sedona)
- 3 COBBLE STONE - Onyx
- 4 MEZZANO - Beechwood (Sedona)
- 5 STRATA - Charcoal and Natural
- 6 SERRANO - Cascade
- HOLLAND - Moonlight Grey & Onyx
- 7 SERANO - Beechwood (Sedona)
- COLONIAL - Mocha & Onyx
- HOLLAND - Moonlight Grey
- 8 RENO - Cascade



7

POOLSIDE INSPIRATION and IMAGINATION






4



5



6



7




8

- 1 BARRINGTON - Santa Fe
- 2 BARRINGTON - Santa Fe
- 3 PALISADE - Cafe
- 4 GEOCERAMICA - Sable
- 5 SILHOUETTE - Mist
- 6 MEZZANO - Santa Fe
- 7 BARRINGTON - Cascade
- 8 BARRINGTON - Cascade
- 9 GEOCERAMICA - Smoke




9

OUTDOOR LIVING





6



7


- ❶ BARRINGTON - Glacier Creek
- ❷ SLATE - Bluestone
- ❸ TITAN - Sahara
- ❹ MEZZANO - Santa Fe
- ❺ MINNETONKA - Santa Fe
- ❻ TITAN - Pewter
- ❼ GEOCERAMICA - Pearle
- ❽ GEOCERAMICA - Smoke




8

DISTINCTIVE WALLS





- ❶ OLYMPIC - Cascade and Onyx
- ❷ PALISADE - Cascade
- ❸ CLASSIC COLONIAL - Bluestone
GRAND STEP - Natural
- ❹ CLASSIC 8 - Sandstone Brown
- ❺ CLASSIC 6 COLONIAL - Bluestone
MEZZANO - Cascade
- ❻ CLASSIC 6 BEVELED - Charcoal
- ❼ CLASSIC 6 - Gray
- ❽ VINTAGE & 3" CAP - Bluestone



GEOCERAMICA



Pearle



Sable



Pearle



Smoke




Taupe




Smoke

GEOCERAMICA®


The perfect choice for lasting beauty with unmatched durability. GeoCeramica blends the modern look of porcelain with the strength of concrete pavers. A choice that will never go out of style.



Scan for online gallery




TAUPE



PEARLE



SABLE



SMOKE



Ivory




ANTIQUÉ TRAVERTINE

Soft textures and warm, earthy tones bathe your space with the charm of a Mediterranean courtyard. Antique travertine transforms your outdoor space into a serene, sun-dappled retreat.


Scan for online gallery



Ivory



IVORY



NATURAL



SLATE


Slate tiles bring distinctive character and sophistication to any setting. Capturing the look and natural texture of real slate, each handcrafted, wet-cast piece offers unmatched beauty.



Scan for online gallery



Bluestone



BLUESTONE



CASCADE





CONTOURS & CONTOURS XL

Scan for online gallery



Featuring soft natural hues and subtle graining, Contours blends organic beauty with a modern touch, the textured surface adds depth and sophistication, ideal for creating serene retreats with an artful flair.


Mist




Beige



Mist



BEIGE



FLINT



MIST



SILHOUETTE

& SILHOUETTE XL

A work of art in soft natural hues, delicately grained for a sophisticated finish. Its effortless blending of natural beauty and modern elegance brings serene charm to both traditional and contemporary landscapes.



Flint



Beige



Mist



Mist



Mist




Mist



BEIGE



FLINT



MIST



MINNETONKA

Minnetonka's large-format, three-piece design and dramatic natural slate texture capture the essence of elegance with a hint of modern sophistication.




Scan for online gallery






Santa Fe




CASCADE



GLACIER CREEK



SANTA FE



SEDONA

BARRINGTON

Barrington offers modern elegance and an expansive aesthetic. Its clean lines and smooth, refined finish bring sophistication to any outdoor area. Barrington turns any landscape into an elegant retreat.



Scan for online gallery



Santa Fe




Cascade



Santa Fe



CASCADE




GLACIER CREEK



SAHARA



SANTA FE




SEDONA

MEZZANO

Available in a palette of bold, rich colors, and textured surfaces. Mezzano creates sophisticated spaces that evoke the look and feel of natural stone.



Scan for online gallery



Santa Fe (evening)



Santa Fe



CASCADE




GLACIER CREEK



SANTA FE



SEDONA



Cascade



CASCADE

SERANO

An array of bold, earthy hues and sleek, smooth surfaces deliver designs that blend a hint of modern flair with the warmth of traditional landscapes.



Scan for online gallery



GLACIER CREEK



SANTA FE



SAHARA



SEDONA




WINDOM

Clean lines and smooth, refined finishes create a sophisticated foundation for your outdoor space. Available in subtle tone-on-tone colors, Windom brings a soft, understated charm and warmth to your outdoor space.

Scan for online gallery



Sahara




Sahara



CASCADE



GLACIER CREEK



KODIAK SAND



LATTE



PEWTER



SAHARA



SEDONA



STERLING



CHEYENNE


Cheyenne's large-format, three-piece design and dramatic natural slate texture capture the essence of elegance with a hint of modern sophistication.




GLACIER CREEK



LATTE



SAHARA



SEDONA




STERLING


12 X 24
STRATA

*Strata and Vista pavers feature a sleek,
contemporary design in a large format that
radiates modern luxury...*


Scan for online gallery




CHARCOAL



KODIAK SAND



SAHARA




STERLING






24 X 24
VISTA


*...both bring a touch of polished,
contemporary style to any outdoor space.*




CHARCOAL



KODIAK SAND



SAHARA



STERLING



Cascade

Scan for online gallery



RENO




Sleek and understated, Reno’s smooth surface and mid-sized three-piece design create a polished foundation for any outdoor setting. Perfect for both pedestrian and vehicular applications, Reno is simplicity elevated.




Cascade



CASCADE



GLACIER CREEK



KODIAK SAND




LATTE



SAHARA



SEDONA



STERLING

TAHOE

Tahoe's textured surface showcases a refined palette of timeless color options, effortlessly blending style with versatility. Simple yet sophisticated, Tahoe transforms everyday spaces into elevated retreats, adding a touch of understated luxury.



Scan for online gallery



Cascade




Glacier Creek




CASCADE



GLACIER CREEK



LATTE



SEDONA

Scan for online gallery



TITAN

Used individually for steppers or as part of a large patio, Titan makes a distinctive, bold statement with a nod to modern elegance.






Pewter




Sahara



Pewter



KODIAK SAND



SAHARA



PEWTER



STERLING




COLONIAL

Transport your space to another time and place. Gently weathered textures and mottled colors evoke the feel and look of historic stone lined avenues.


Scan for online gallery




Custom Color



Moonlight Gray



Onyx




MOONLIGHT GRAY



MOCHA



BEECHWOOD



ONYX

COBBLE STONE

Beautifully weathered textures blend with rich color tones to create a sense of rugged durability. Perfect for driveways, patios, or walkways. Cobblestone evokes a rustic charm that is a perfect complement to traditional designs.



Scan for online gallery




Onyx



BEECHWOOD



MOONLIGHT GRAY



ONYX


Onyx



AMERICAN BRICK

A classic choice with subtle, textured surfaces that conjure images of historic, brick-lined streets. Used by itself or as an accent, American Brick's rich tones make it ideal for creating warm, inviting spaces.


Scan for online gallery



Onyx




MOCHA



ONYX



WHEAT



Bone

ACCENTS

Smooth or embossed accents add character, flair and a polished finishing touch to any outdoor space.



Scan for online gallery



Onyx


Onyx




TEXTURED



MOCHA



NATURAL



ONYX


SMOOTH




BONE



MOCHA



NATURAL



ONYX



Scan for online gallery



HOLLAND

Holland pavers pair rich vibrant surfaces with elegantly beveled edges to create a simple but sophisticated classic look.



Glacier Creek (special order)



Rosewood



ANTIQUE COPPER



BEECHWOOD



BONE



MOCHA



MOONLIGHT GRAY




NATURAL




ONYX



ROSEWOOD



Sierra Gray



Antique Brown



LAMONT

A timeless, tumbled finish blends seamlessly with any traditional landscape bringing distinctive warmth, ambiance and character.

Scan for online gallery



ANTIQUE BROWN




BEECHWOOD



MOCHA



ONYX



SIERRA GRAY



WHEAT



Custom Color



Scan for online gallery



HOLLAND-ECO

Drawing inspiration from the enduring elegance of classic Holland pavers, this eco-conscious solution introduces a sophisticated blend of form and function.



BEECHWOOD



MOONLIGHT GRAY



Onyx (custom color)



PACIFIC-ECO


Crafted for environmental and water management, this permeable paver brings lasting quality and green innovation to outdoor settings from patios to parking lots.



Moonlight Gray



BEECHWOOD



MOONLIGHT GRAY





Cafe

PALISADE WALL

Palisade Wall's rich, earthy tones and contemporary style create warmth and depth to elevate any outdoor setting. Its clean lines and color variations allow Palisade to fit into both modern and traditional landscapes.

Scan for online gallery



Cascade



Cafe



Cafe



Cafe



CAFE



CASCADE



Beechwood



Onyx





OLYMPIC WALL

Scan for online gallery



CASCADE



ONYX



BEECHWOOD

RETAINING WALLS



Santa Fe (Split-Face)



Bluestone (Tumbled)

VINTAGE® 6 WALLS

Scan for online gallery



Beechwood and Bluestone (Split-face)



TUMBLED



BEECHWOOD



CASCADE



BLUESTONE



SANTA FE

SPLIT-FACE



BEECHWOOD



CASCADE



BLUESTONE



SANTA FE

FREESTANDING AND RETAINING WALLS



Cascade

Scan for online gallery



Cascade





Cascade

CONTEMPORARY WALL



Cascade



BEECHWOOD



CASCADE



ONYX

RIVERLAND WALL

Scan for online gallery



Onyx



Cascade and Onyx

Beechwood with American Brick Accent - Onyx



BEECHWOOD

LAKELAND WALL

These two, tumbled, three-piece wall systems build vertical, freestanding garden/retaining walls, planters, seatwalls and outdoor living features.




Santa Fe



Santa Fe

Santa Fe



BLUESTONE



CASCADE



ONYX



SANTA FE



Classic Colonial 6 & 4" Wall Cap - Sandstone Brown



Classic Colonial 6 & 4" Wall Cap - Bluestone

Classic Colonial 6 & 4" Wall Cap - Bluestone



CLASSIC 6 COLONIAL WALL



Classic Colonial 6 & 4" Wall Cap - Bluestone



Scan for online gallery



BLUESTONE




SANTA FE



SANDSTONE BROWN

PREMIER 6 & 8 WALLS

Premier 6 - Onyx



Premier 6 & 4" Wall Cap - Santa Fe



Premier 6 & 3" Wall cap - Bluestone

Scan for online gallery



PREMIER 6




BLUESTONE



CASCADE



ONYX



SANTA FE

PREMIER 8



CHARCOAL



GRAY



SANDSTONE



SANDSTONE BROWN

RETAINING WALLS



Classic 8 & 4" Wall Cap - Sandstone Brown



Classic 6 - Santa Fe, Chiseled Cap - Indiana Limestone



Classic 8 & 4" Wall Cap - Santa Fe



Classic 6 & 4" Wall Cap - Gray

Scan for online gallery




CLASSIC[®] 6 & 8 WALLS


Colors vary by face style.



Classic 8 & 4" Wall Cap - Sandstone Brown



Classic 6 Bevel Face - Sandstone with Chiseled Cap - Indiana Limestone



BLUESTONE



CHARCOAL




GRAY



SANDSTONE



SANDSTONE BROWN



SANTA FE



COTTAGE STONE WALL



CHARCOAL



GRAY



SANDSTONE



SANDSTONE BROWN

KODAH WALL



Pacific Gray



COPPER CANYON



FOND DU LAC



PACIFIC GRAY

OUTCROPPING WALL



Copper Canyon

RECON WALLS

- Strong, solid, wet cast blocks for maximum performance
- Ideal for projects with tight property lines or limited access constraints
- Two styles available, gray color, can be stained after construction
- 48" W x 16" H, x (24" to 84" D) units, 1,457 to 4,088 lbs.
- Stain applied after construction.



WEATHERED EDGE



LE SUEUR COUNTY LIMESTONE



Natural



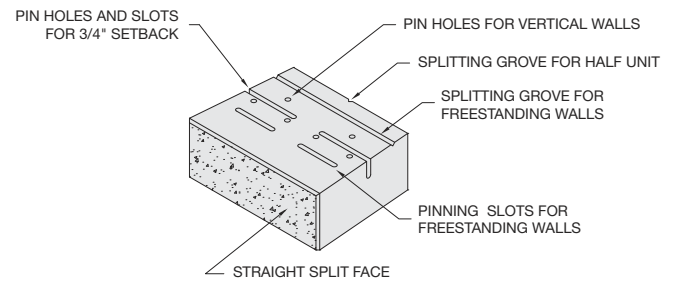
Natural



Natural

STANDARD WALL


- Build straight or curved retaining walls
- Unique pin system builds a 7" setback or vertical walls
- 16" W x 12" D x 6" H
- Cap with matching 3" Universal caps
- Limited delivery area



BUFF



CARMEL



MOONLIGHT GRAY

VERSA-LOK®
Retaining Wall Systems
Solid Solutions™



Chiseled 3 Sides Step - Indiana Limestone,



Chiseled Front - Indiana Limestone

STEPS



Grand Step - Charcoal



Imperial Step - Natural



SPLIT-FACE GRAND STEP

- Deep bevels on riser faces, smooth top and sides
- Heavy, dry cast concrete in Beechwood, Charcoal, Natural, Wheat
- 48" W x 18" D x 6" H

IMPERIAL STEP

- Deep bevels on riser faces, smooth all sides
- Heavy, dry cast concrete in Charcoal, Mocha, Natural, Wheat
- 48" W x 18" D x 6" H



CHISELED STEPS

CHISELED STEPS are heavy, wet cast reproductions of handcrafted originals in two styles; Chiseled three sides/rough top or, Chiseled riser/smooth top.

- In Bluestone, Buff, Indiana Limestone
- 48" W x 18" D x 5.75" H



STEPPING STONES

- Strong, wet cast reproductions of handcrafted originals
- Four unique shapes, 1.75" H (3.75 sq. ft. approx.)
- Split-face slate top, chiseled edge, sold in pallets

BLUESTONE



BUFF

INDIANA LIMESTONE



Indiana Limestone


BULLNOSE

- For treads, coping, seatwalls and accents
- Full radius front, smooth top/sides
- 6" W x 12" D x 2-3/8" H

Scan for online gallery



Wheat



WHEAT

NATURAL

ONYX

MOCHA



Charcoal

BULLET EDGER

- Larger than typical edgers, separates mulch/rocks from turf
- Smooth top, beveled edge, interlocking design
- 12.25" W x 4" D x 4" H



Bluestone



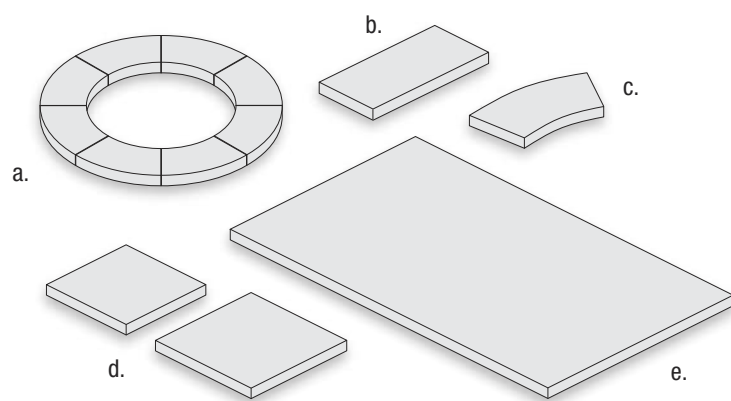
GRANITE EDGER

- Smooth sides, split-face top, tumbled
- 12" W x 4" D x 4" H



CHISELED CAPS and TOPS

Chiseled Caps and Tops have the look of handcrafted limestone with hewn tops and chiseled sides. Use for pillars, seat/retaining walls, fire rings and outdoor living features. In Bluestone, Buff and Indiana Limestone colors.



Bluestone



Buff

a) FIRE RING CAP:

- Chiseled outside edge
- 8 pieces/set
- 10" D x 2.25" H

b) STRAIGHT WALL CAPS:

- Chiseled two or three sides
- 24" W x 12" D x 2.25" H

c) RADIUS WALL CAP:


- Chiseled two sides
- 18.75" W x 12" D x 2.25" H

d) PILLAR CAPS:

- Chiseled four sides
- 25" W x 25" D x 2.25" H
- 30" W x 30" D x 2.25" H

e) BAR TOPS:

- Chiseled two sides, or chiseled three sides
- Indiana Limestone only
- 36" W x 48" D x 2.25"





Natural



Natural



Onyx




Onyx



Mocha

CONTEMPORARY CAP



ONYX

NATURAL

MOCHA

CONTEMPORARY OUTDOOR LIVING KITS

Other than some common tools, Contemporary Kits come with everything needed to build on a properly prepared base. Kits include precut block, steel reinforcements, construction gloves, adhesive and instructions.

WOOD BURNING FIREPLACE

- Fireplace; 52" W x 32" D x 86.5" H (base)
- Firebox includes high-temp firebrick
- Woodbox; 32" W x 32" D x 38.5" H (base)
- Hearth; 48" W x 16" D x 10.5" H (base)
- 2.5" H Silver Creek chisled mantels/tops



Choose either Cascade with Onyx accent, or Beechwood with Onyx accent.



BEECHWOOD



CASCADE



ONYX

GAS FIRE PIT

- Contemporary Wall Cap (in Cascade or Onyx)
- Firegear's stainless steel, NG drop-in pan and connections (150,000 max Btu)
 - Piloted thermocouple safety valve, manual spark ignitor
 - Lava rock and vent kit
- 48" W x 48" D x 18.5" H (base)



Outdoor gas features are smokeless and ashless; ideal for properties with open burning restrictions.

WOOD BURNING FIRE PIT

- Heavy-gauge, four-piece steel insert
- Optional, removable swivel cooking grate
- Optional Contemporary Wall Cap (in Cascade or Onyx)
- 48" W x 48" D x 16" H



GAS FIRE TABLE

- Contemporary Wall Cap (in Cascade or Onyx)
- Firegear's stainless steel, NG drop-in pan and connections (100,000 max Btu)
- Piloted thermocouple safety valve, manual spark ignitor, lava rock and vent kit
- 68" W x 20" D x 18.5" H (base)

ISLAND BAR/GRILL

- Summerset Sizzler Pro 32" stainless grill with cover
- Stainless steel, vented double doors and paver vent kit
 - Three-piece, 3cm Black Pearl granite top
- 32" D x 80" W x 40.75" H (base)





VICTORIAN FIREPLACE



NECESSARIES

OUTDOOR LIVING KITS

Necessaries is a collection of affordable, ready-to-assemble kits for outdoor fireplaces, island bars and grills, fire rings, seatwalls and pillars.



Earthy Colors: Necessaries feature Rockwood Retaining Walls' multi-piece, tumbled Lakeland and Riverland wall systems. Mantels and tops are wet cast concrete from limestone originals with smooth, honed surfaces and chiseled edges.



BEECHWOOD



BLUESTONE



CASCADE



SANTA FE

FIREPLACE KITS

Scan for online gallery



COMPACT

COMPACT AND COLONIAL FIREPLACE KITS are ideal for smaller backyards and patios. Each kit comes complete with 2.25" thick firebrick, ensuring durability and enhancing the overall appearance.

- Optional Woodbox Kit (left or right side) and Hearth Kits

THE GRAND FIREPLACE is the perfect centerpiece for your outdoor living room. Its appeal comes from its large profile, universal design and aged appearance. Includes Majestic Products Villawood 36" stainless steel wood-burning insert, log rack and spark curtain.

- 4' stainless stovepipe chimney
- Spark suppressor cap
- Optional Woodbox Kit (left or right side) and Grand Hearth Kit

Taller and wider, the **VICTORIAN FIREPLACE KIT** becomes the focal point in any backyard. Popular for their affordability and smaller footprints, these fireplaces will generate warm accolades from family and guests for years to come.

- 2.25" firebrick for lasting protection
- Optional Woodbox Kit (left or right side) and Hearth Kit

Fireplaces can be built with or without woodbox or hearth kits and all kits can be customized. Choose from four colors.

Colors: Beechwood, Bluestone, Cascade, Santa Fe



Necessaries Standard Features


- Easy-to-read, step-by-step instructions
- Rockwood's Lakeland & Riverland blocks
- Reinforcements and concrete cut to fit
- VOC-compliant adhesive and gloves



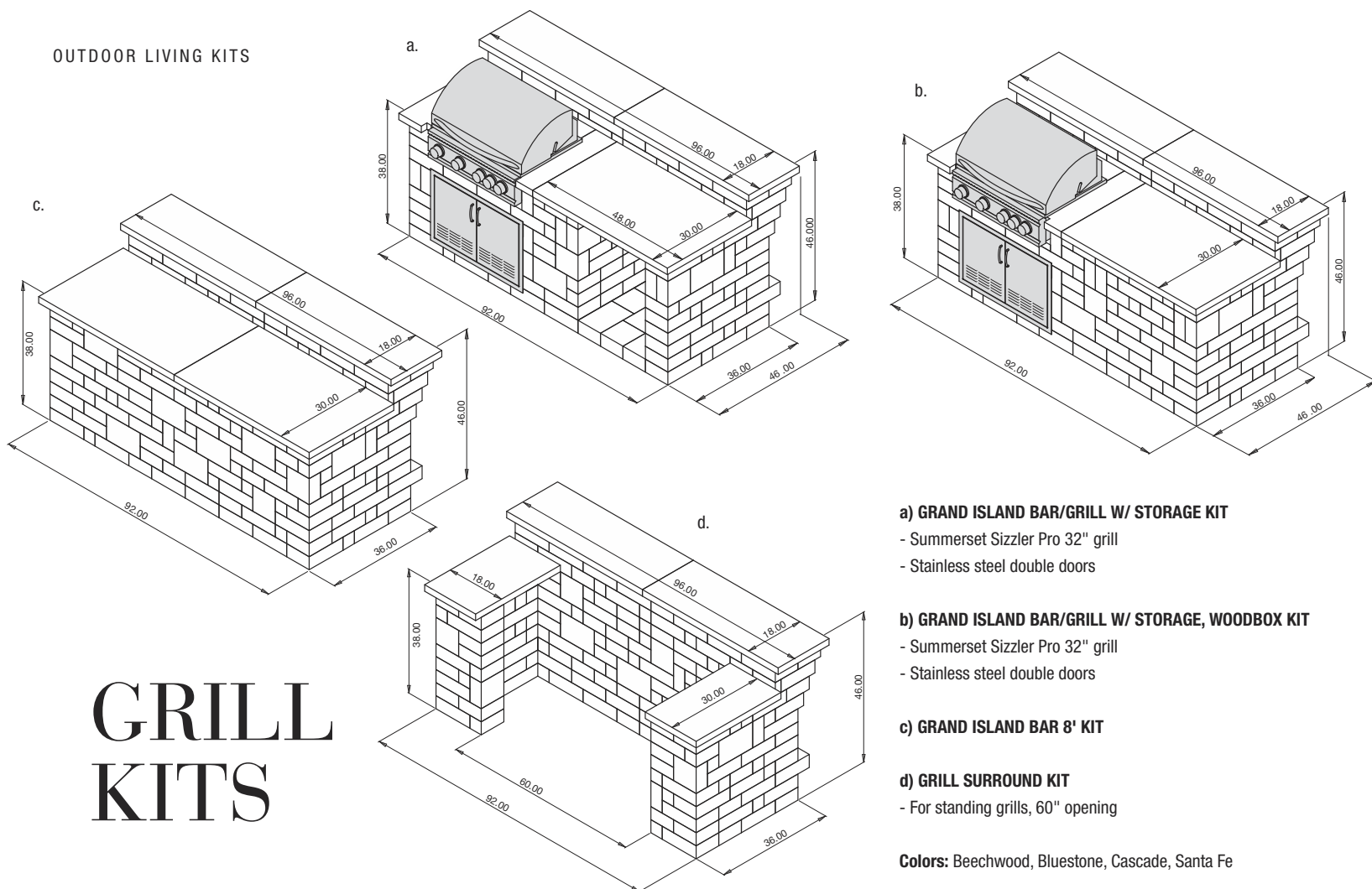
COLONIAL



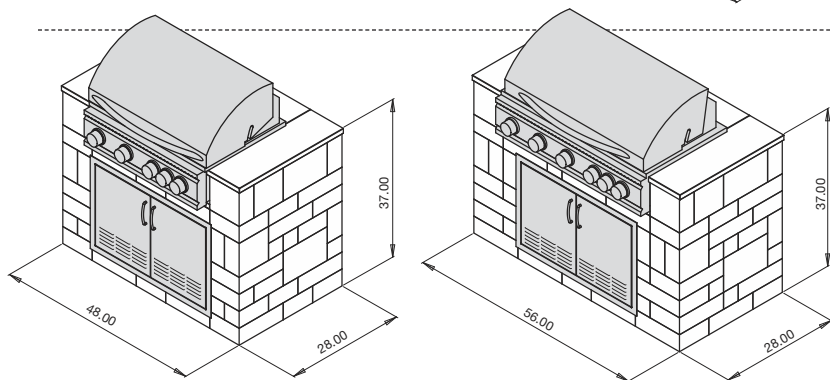
GRAND



VICTORIAN



GRILL KITS



32" SIZZLER PRO GRILL CABINET*

- 4 main burners, 56,000 max BTUs
- 795 sq. in. cooking surface
- Choice of granite top color

40" SIZZLER PRO GRILL CABINET*

- 5 main burners, 70,000 max BTUs
- 985 sq. in. cooking surface
- Choice of granite top color



VISCON WHITE



BLACK PEARLE

Elegant, functional and affordable, **KITCHEN GRILL KITS** come ready to assemble. Choose from two granite top colors, and Beechwood, Bluestone, Cascade, Santa Fe block colors.

TRULY PREMIUM GRILLS, BACKED BY SERIOUS WARRANTIES:

Summerset's Pro Sizzler Grills are premium products at an unbeatable price. Designed with careful precision to ensure optimal airflow and even heating, these grills give their higher-priced competitors a run for their money in both durability and grilling performance. These grills will impress even the most discriminating grillmaster.

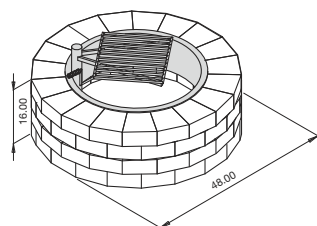
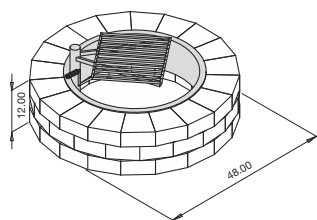
GRILLS: Limited Lifetime warranty on construction and manufacturer defects. Limited Lifetime warranty on frame and housing. Limited Lifetime warranty on cooking grates, burners and valves. One year warranty on all other parts, components, and electrical.

CONCRETE: All Kits come with a limited lifetime warranty against material defect.

For complete warranties, visit us online at:
www.outdoorlivingkits.com



FIRE RINGS, PILLARS & SEATWALLS KITS

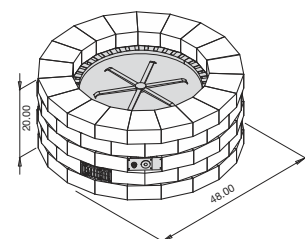


GRAND FIRE RING KITS: (choose 3 or 4 courses high)

- 48" D x 12" H (31" interior dia.)
- One-piece, heavy gauge, solid steel insert protects block
- Colors: Beechwood, Bluestone, Cascade, Santa Fe

Optional:

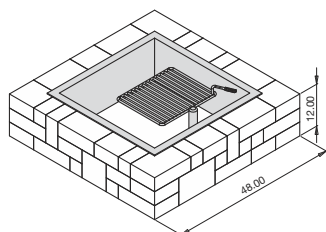
- Fire Ring Block Layer: add layers to increase height
- Fire Ring Cap: chiseled edge, eight-piece, in three colors, 2.25" H
- Swivel Cooking Grate: removable, heavy steel construction, ADA compliant
- E-Z Access Spark Screen: keep ash and sparks inside and debris out, hinged for easy access
- Cover: heavy galvanized steel with or without cooking grate slot



Designed for slab, paver or gravel bases, the **GRAND GAS FIRE RING KIT** has both style and convenience. Smokeless and ashless, it's an ideal alternative for properties with open burning restrictions.

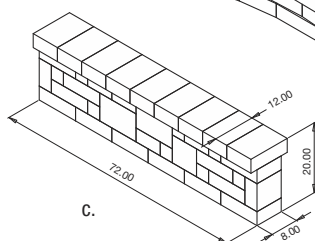
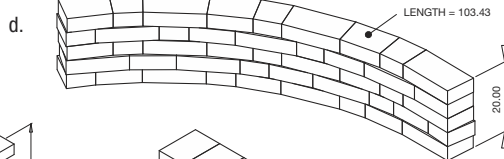
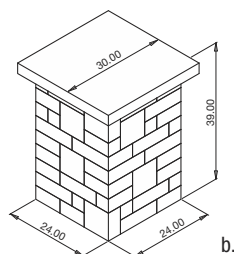
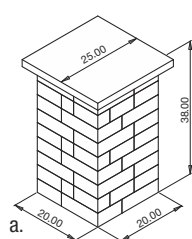
- Push-button electronic ignition, 65,000 max BTU/hr
- NG or LP fuel type, thermo-couple auto shut-off feature
- #304 stainless steel construction
- 30 lbs. lava rock
- Colors: Beechwood, Bluestone, Cascade, Santa Fe

Optional: Grand Canyon Ceramic Log Set, Fire Ring Block Layer (adds layers to increase height)



VICTORIAN FIRE PIT KIT:

- Four-piece, heavy gauge steel insert protects block
- Optional Swivel Cooking Grate
- Colors: Beechwood, Bluestone, Cascade, Santa Fe



Pillars can be added to Seatwalls or built as a freestanding landscape feature, such as a property marker or light base. Choose from Beechwood, Bluestone, Cascade, Santa Fe colors.

a) 20" PILLAR KIT:

- 2.25" H chiseled cap

b) 24" PILLAR KIT:



- 2.25" H chiseled cap

c) LAKELAND SEATWALL KIT:

- Creates a 6' straight wall
- Optional chiseled cap

d) RIVERLAND SEATWALL KIT:

- Creates an 8' radius wall
- Optional chiseled cap



FEATURES:

- #443 stainless steel construction
- Push-to-turn knob ignition, 3" temp gauge
- 12,000 BTU #304 stainless steel burners
- 15,000 BTU infrared back burner
- Natural gas or propane fuel
- Double-lined hood assures optimal airflow
- 8mm cooking grates won't warp or rust
- Easy-clean briquette system for even heat
- 14,000 BTU cast burners
- Heat zone separators
- Interior cooking lights, LED lit controls
- Optional Deluxe Rotisserie*:
 - #304 stainless steel
 - Heavy-duty motor, 25 lb. capacity

* Requires 120 volt electrical

ACCENT PAVER (SMOOTH)



- 5.75 x 11.5 x 2.375" H



ACCENT PAVER (TEXTURED)



- 5.75 x 11.5 x 2.375" H



AMERICAN BRICK PAVER



- 7.96 x 2.58 x 2.375" H
- For borders, accents and insets



ANTIQUE TRAVERTINE LANDSCAPE TILES (separate pallets)




- 12 x 24 x 2" H
- 18 x 24 x 2" H
- 24 x 24 x 2" H



BARRINGTON PAVER




- 7.79 x 15.66 x 2.375" H
- 15.66 x 15.66 x 2.375" H
- 15.66 x 23.54 x 2.375" H



BULLNOSE PAVER




- 12 x 6 x 2.375" H



CHEYENNE PAVER

- 7.79 x 15.66 x 2.375" H
- 15.66 x 15.66 x 2.375" H
- 15.66 x 23.54 x 2.375" H



COBBLE STONE PAVER



- 7.05 x 5.87 x 2.375" H
- 8.63 x 5.87 x 2.375" H
- 10.2 x 5.87 x 2.375" H
- 11.77 x 5.87 x 2.375" H



COLONIAL PAVERS




- 6.3 x 4.65 x 2.375" H
- 6.3 x 9.45 x 2.375" H



CONTOURS PAVER



- 9.85 x 4.95 x 2.375" H
- 9.85 x 9.85 x 2.375" H
- 14.85 x 9.85 x 2.375" H



*Onyx is protected with Chroma Shield anti-fade technology.

CONTOURS XL SLAB



- 9.75 x 19.56 x 2.375" H
- 19.56 x 19.56 x 2.375" H
- 19.56 x 29.44 x 2.375" H



GEOCERAMICA PAVERS (separate pallets)



- 23.62 x 23.62 x 1.6" H
- 11.81 x 23.62 x 1.6" H (NEW*)
- *Pearle, Smoke



HOLLAND PAVER



- 8.5 x 4.25 x 2.375" H



HOLLAND-ECO PAVER



- 4.87 x 9.75 x 3.125" H
- 4.87 x 4.87 x 3.125" H



LAMONT PAVER




- 8.18 x 6.12 x 2.375" H



MEZZANO PAVER




- 5.75 x 5.75 x 2.375" H
- 5.75 x 11.5 x 2.375" H
- 11.5 x 11.5 x 2.375" H



MINNETONKA PAVER



- 7.79 x 15.66 x 2.375" H
- 15.66 x 15.66 x 2.375" H
- 15.66 x 23.54 x 2.375" H



PACIFIC-ECO PAVER

- 4.87 x 4.87 x 3.125" H
- 4.87 x 9.75 x 3.125" H
- 9.75 x 9.75 x 3.125" H
- 14.62 x 9.75 x 3.125" H



RENO PAVER




- 4.87 x 9.87 x 2.375" H
- 9.87 x 9.87 x 2.375" H
- 14.75 x 9.87 x 2.375" H



SERANO PAVER



- 5.75 x 5.75 x 2.375" H
- 5.75 x 11.5 x 2.375" H
- 11.5 x 11.5 x 2.375" H




*Onyx is protected with Chroma Shield anti-fade technology.

SILHOUETTE PAVER




- 9.85 x 4.95 x 2.375" H
- 9.85 x 9.85 x 2.375" H
- 14.85 x 9.85 x 2.375" H



SILHOUETTE XL SLAB



- 9.75 x 19.56 x 2.375" H
- 19.56 x 19.56 x 2.375" H
- 19.56 x 29.44 x 2.375" H



SLATE LANDSCAPE TILES (separate pallets)




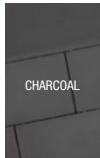
- 12 x 12 x 1.75" H
- 24 x 12 x 1.75" H
- 24 x 24 x 1.75" H
- 24 x 36 x 1.75" H



STRATA PAVER




- 23.62 x 11.81 x 2.375" H



TAHOE PAVER




- 4.87 x 9.87 x 2.375" H
- 9.87 x 9.87 x 2.375" H
- 14.75 x 9.87 x 2.375" H



TITAN SLAB




- 23.62 x 35.43 x 2.375" H



VISTA SLAB


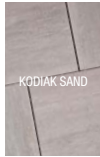


- 23.62 x 23.62 x 2.375" H



WINDOM PAVER



- 7.79 x 15.66 x 2.375" H
- 15.66 x 15.66 x 2.375" H
- 15.66 x 23.54 x 2.375" H



*Onyx is protected with Chroma Shield anti-fade technology.

Rochester Concrete Products (RCP) designs and manufactures products built to withstand the test of time — the everyday challenges of weather, use, and nature. Our Limited Lifetime Warranty assures homeowners can rest assured that what's meant to last, will last — and if it doesn't, RCP will stand behind it.



LIMITED LIFETIME WARRANTY

Applicable to Pavers, Slabs, Segmented Retaining Walls (SRWs), and Free-Standing Walls (FSWs).

IMPORTANT NOTICE

Read this entire RCP Limited Lifetime Warranty and Limitation of Liability ("Limited Warranty"). Proper installation and maintenance are essential for our products to perform successfully throughout their intended lifespan. The contractor must install products in accordance with the masonry industry's best practices as defined by the Concrete Masonry and Hardscapes Association (CHMA) standard specifications, and the manufacturer's instructions. Installation guides, technical data, and product specifications can be found at www.rochesterpcp.com.

Installers and design professionals are responsible for reviewing applicable technical information and, when required by site conditions, obtaining independent soil testing, quality assurance inspection, and design services necessary to ensure a safe and functional installation.

Rochester Concrete Products is not liable or responsible for loss or damage resulting from improper storage, handling, lack of or poor maintenance practices, or faulty installation.

COVERAGE

This Limited Warranty applies only to RCP-manufactured products purchased and used as part of Rockwood Retaining Wall or Hardscape Systems installed in owner-occupied single-family homes within the United States, subject to the stated conditions and limitations.

This warranty does not extend to any current or future products distributed, but not manufactured, by RCP, nor does it apply to commercial, governmental, or multi-residential applications.

TERMS OF COVERAGE

This limited warranty covers any structural failure or deterioration of the concrete products manufactured by RCP resulting from normal use. RCP warrants that its products will be free from manufacturing defects that impact the structural performance of RCP products for as long as the original homeowner owns their home.

While RCP tries to prevent damage during shipping & handling, some minor damage to individual pieces is routine for all hardscape products. Contractors should anticipate up to a 3% waste factor when bidding jobs.

Purchasers need to ensure that the product purchased is appropriate for the intended application; for example, only certain products are appropriate for use with vehicular traffic.

RCP reserves the right to seek a professional diagnosis and opinion to determine the exact cause of the product failure. If the failure falls within this warranty program's parameters and RCP is given prompt notice of a defect, RCP shall, at its sole option:

1. Repair or replace the defective product(s), or
2. Refund the original purchase price of the defective product(s).

If RCP elects to replace damaged product, color matching of the replacement product and/or lost time cannot be guaranteed and if replacement is elected, RCP's sole obligation is to deliver suitable replacement product to the property. Labor costs related to installing replacement product is not included as part of this warranty.

If RCP elects to repair damaged product, it will provide labor necessary for the repair.

This Limited Lifetime Warranty is provided only to the original owner(s) of the home and may not be transferred.

LIMITATION OF LIABILITY

This Limited Warranty defines the maximum liability for RCP products.

IN NO EVENT (INCLUDING WHERE THIS LIMITED WARRANTY IS DEEMED NOT TO APPLY) SHALL ROCHESTER CONCRETE PRODUCTS, GLS INDUSTRIES, INC., OR ROCKWOOD RETAINING WALLS, INC. BE LIABLE FOR ANY INCIDENTAL, CONSEQUENTIAL, OR SPECIAL DAMAGES RESULTING FROM THE SALE, INSTALLATION, OR USE OF ANY RCP PRODUCTS.

Some states do not allow the exclusion or limitation of incidental or consequential damages; in those states, the limitation may not apply.

LIMITATION OF WARRANTY

RCP MAKES NO OTHER WARRANTIES, EXPRESS OR IMPLIED, INCLUDING ANY IMPLIED WARRANTIES OF MERCHANTABILITY OR FITNESS FOR A PARTICULAR PURPOSE.

DISCLAIMER – WHAT THIS WARRANTY DOES NOT COVER

RCP is not responsible for, and this Limited Warranty does not cover:

1. Product failure, loss, or damage due to:
 - Normal wear and tear
 - Improper handling or installation
 - Repeated or extended contact with chemicals, including de-icers
 - Acts of God
 - Structural settlement, movement, or vibration
 - Products not paid for in full
2. Minor imperfections, including:
 - Minor texture or color variations
 - Minor imperfections in shape, dimensions, or appearance
 - Efflorescence (white powdery surface film)
 - Other surface characteristics covered under ASTM C1372 standards

CONDITIONS OF WARRANTY

Prompt Notice of Defect:

Homeowners must notify RCP in writing of any defect within one (1) year of discovery, and in no case later than one (1) year from when the defect should have been discovered. Failure to notify RCP within this timeframe will void this warranty for that claim.

EXCLUSIONS & EXCEPTIONS

GeoCeramica is covered under a unique warranty separate from the standard RCP warranty. It is warranted against structural defects and damage resulting from normal, approved use. Please note that damage caused by installation techniques outside of RCP recommendations is not covered. This includes, but is not limited to, issues related to poor drainage, inadequate base preparation, or improper installation of joint materials.

CLAIM PROCEDURE

Claims under this Limited Warranty must be submitted in writing to:

Rochester Concrete Products
7200 Broadway Ave. N, Rochester, MN 55906

Claims should include:

1. Claimant's name, address, and phone number, and installation address (if different)
2. Description of product, date and location of purchase, and copy of invoice (if available)
3. Description of defect (photos required)
4. Summary of any actions taken to address the issue

This Limited Warranty is not a statement of the useful life of any RCP product.

dms.us.51883281.01




**Rochester Concrete Products is third-generation, family-owned business
with mortarless concrete manufacturing experience dating back to 1914.**

© 2026 Rochester Concrete Products. All Rights Reserved. All trademarks and registered trademarks are the property of their respective owners.
Rockwood Retaining Walls products are made worldwide under license from Rockwood Retaining Walls, Inc. US and international patents issued and pending.



www.rochesterpcp.com



ROCHESTER

CONCRETE PRODUCTS

2026 HARDSCAPES COLLECTION