

Advantages & Benefits



- One piece system does it all; straight, curved, or even a complete radius, without waste
- Open design allows for grass growth along paver border creating a strong yet invisible edge

- Interlock and spike ends together, ensuring a secure connection with extra support
- Rugged injection moulded plastic ensures the strongest edge designed for commercial, vehicular and patio or walkway applications
- Easy to install before or after the pavers have been laid
- Snap Edge® requires no extra connectors for a permanent piece to piece connection
- Convenient and efficient packaging makes it easy to handle and transport



www.snapedge.ca
www.greatnorthlandscape.com
1-800-720-SNAP(7627)



Made with Recycled Materials

Distributed by:


ITEM #38128

PRINTED IN CANADA

SNAP EDGE®

Patented

Superior strength and simplicity...



...that's out of sight

Typical Cross Section



Before & After

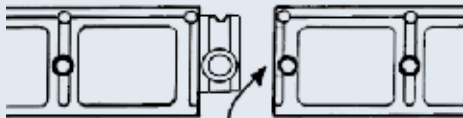


Protect Your Investment

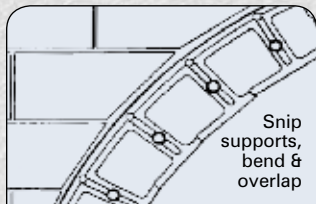


Easy Installation

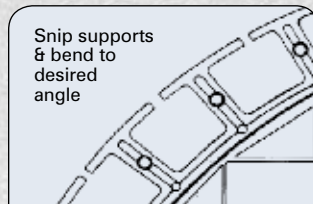
Ends interlock with ease & spike together for extra support, forming a tightly sealed joint with superior strength



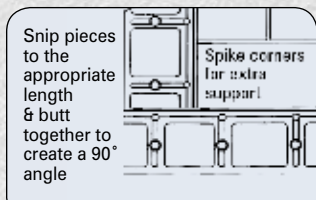
Secure Interlocking Ends



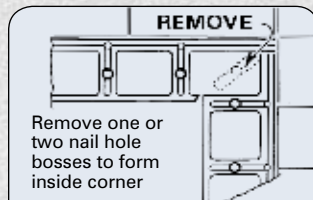
Inside Curve



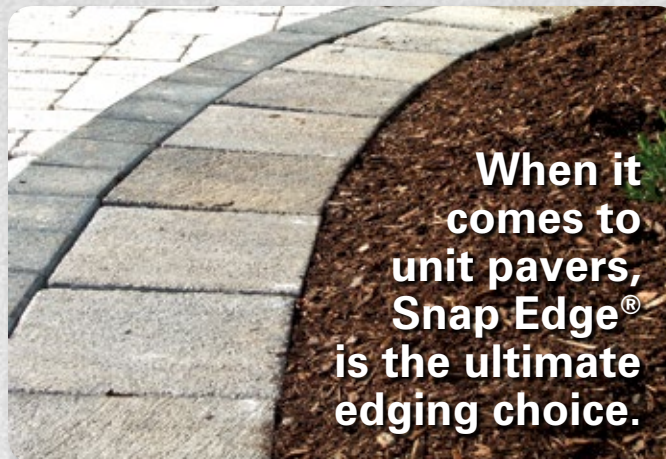
Outside Curve



Outside Corner



Inside Corner



When it comes to unit pavers, Snap Edge® is the ultimate edging choice.

LIFETIME WARRANTY

Snapedge Canada Ltd. is proud of the quality standards engineered and manufactured into our products. That's why Snap Edge® is guaranteed for a lifetime of use.

This lifetime warranty applies to a lifetime of use by the original purchaser beginning on the date of purchase. It covers all defects in components and manufacturing workmanship. Deterioration of product due to abuse, loss, or usage in any manner not consistent with its original intent voids the warranty.

For more information visit our website www.snapedge.ca