

ESTATE WALL™

UNILOCK®

TECH SHEET

THICKNESS 75MM
REGION CHICAGO



APPLICATIONS

Note: Not all sizes are suitable for every application. Contact Unilock Representative for assistance.



Fire Feature



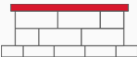
Garden Wall



Outdoor Kitchen




Retaining Wall



Seat Wall



Water Features



Pillars

COLORS

RIVER
FINISH: ANTIQUED /
PROCESSED



COPING TAPERED
320mm x 75mm x 300mm
12 5/8" x 3" x 11 7/8"

GRANITE
FINISH: ANTIQUED /
PROCESSED



COPING TAPERED
320mm x 75mm x 300mm
12 5/8" x 3" x 11 7/8"

SANDSTONE
FINISH: ANTIQUED /
PROCESSED



COPING TAPERED
320mm x 75mm x 300mm
12 5/8" x 3" x 11 7/8"

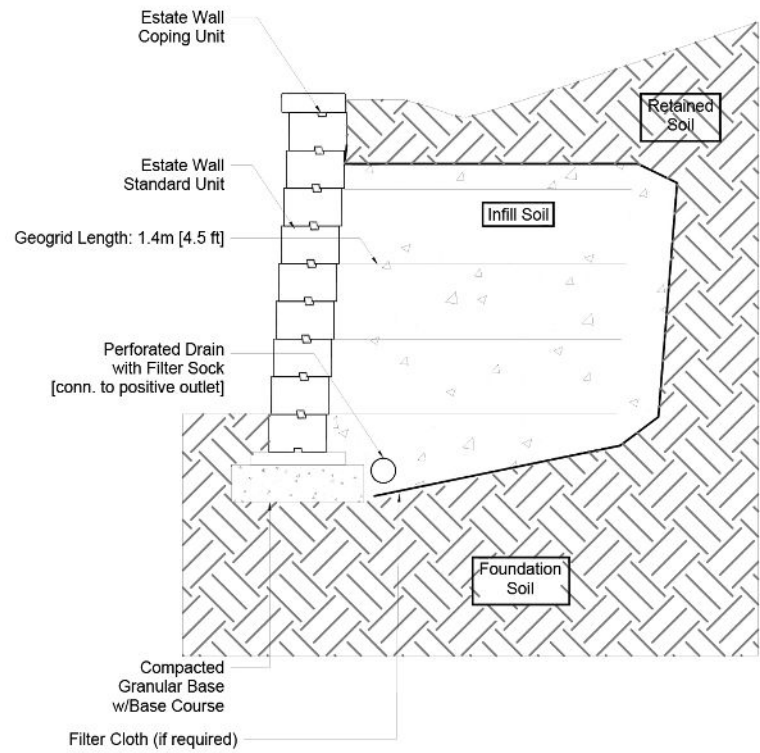
SIERRA
FINISH: ANTIQUED /
PROCESSED



COPING TAPERED
320mm x 75mm x 300mm
12 5/8" x 3" x 11 7/8"

TYPICAL CROSS SECTION

Note: Base, screed bed, infill aggregates and or reinforcements may vary based on project requirements or as specified by engineer.



PACKAGING

	(150) RANDOM TAPERED RANDOM BUNDLE	CORNER 6"	COPING TAPERED
UNIT THICKNESS (MM)	150	150	75
LAYERS PER BUNDLE	5	5	8
FCFT PER BUNDLE	31.25	20.83	18.74
FCFT PER LAYER	6.25	4.17	2.34
FCFT PER UNIT	0.52	0.52	0.26
UNITS PER BUNDLE	60	40	72
UNITS PER LAYER	12	8	9
LBS PER BUNDLE	3,040	2,264	2,391.98
LBS PER LAYER	608	452.80	299
LBS PER UNIT	50.67	56.60	33.22

INSTALLATION NOTES

ESTATE WALL™;

Add a regal touch to your home with a natural ledge rock look. The unique antique-textured finish of this majestic wall recreates the appearance of aged, natural rock. Create virtually any seat wall, planter, step or pillar design with these multiple length units.

Applications – Design and build projects such as planters, steps, grill islands, pillars, seat walls and water features. Can be used for straight and curved installations (Radius 5' is the tightest radius).

Capacity – Gravity walls up to 39" (1m). Geogrid reinforced walls up to 10 ft. (3 m).

Recommended Base Stabilization – one layer of DriveGrid™ stabilization grid between subgrade and base material. Use under Standard Base or Permeable Base.

Standard Base – Min. 6" – 8" of ¾" Crusher Run gravel (any road base standard in accordance with ASTM-D2940) compacted to 98% Standard Proctor Density (SPD).

Alternative Permeable Base – Min. 6" – 8" of ¾" clear open-graded stone compacted to achieve full particle lock-up and consolidation. (Clear open-graded does not compact but does consolidate slightly by rattling the particles together).

Leveling – Leveling retaining wall blocks directly on top of gravel is tedious and generally does not yield the best results. U-Grip Base units or universal base pads are recommended under all Unilock walls for improved accuracy and speedier installation. Additional benefits include long term structural integrity and an overall better appearance. Poured concrete leveling pads, reinforced with rebar, are also a great way to accomplish leveling, particularly for larger installations. You must ensure that the concrete is poured and finished perfectly in order to achieve a good visual appearance.

Connection – features channels on top and bottom of each stone which are connected using a small insert provided with the system. Use appropriate concrete adhesive for connection between units where an insert has been removed or omitted. Always read adhesive manufacturers' directions prior to gluing.

Handling – No specific handling instructions.

Coping - This wall requires coping. Choose a manufactured coping such as Unilock Universal Coping or any of our natural stone coping options. Install with tight joints or 3/16" gap between units and amend with an exterior latex caulking. Cutting may be required; a diamond blade saw is required to cut coping properly. Glue all coping using a specially formulated concrete adhesive that is strong and will not break down over time. Always read adhesive manufacturers' directions prior to gluing.

Contact Unilock Representative for actual color samples and availability. Unilock reserves the right to change product information without notice.

PDF Generated September 5, 2025, 11:05 am

UNILOCK